



IMPACT SOCKETS & SLUGGING WRENCHES

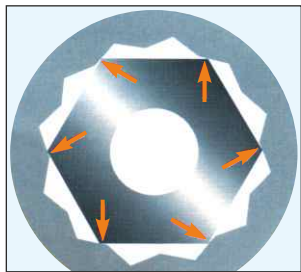


IMPACT SOCKETS, ACCESSORIES AND SOCKET SETS

- * Standard, Deep and Thinwall Sockets
- * Up to 3.1/2" square drive Impact Sockets through to 235MM (9.1/8") across the flats
- * # 5 spline drive to **80mm (4")** across the flats
- * Wide variety of Accessories

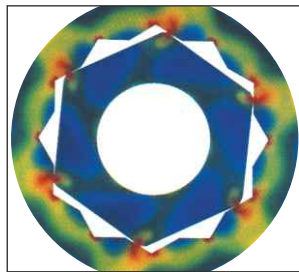
Freecorner PROFILE

The **Freecorner** profile is provided on the square drives as well as on the hexagon end of Impact Sockets 1/2" square drive and above.

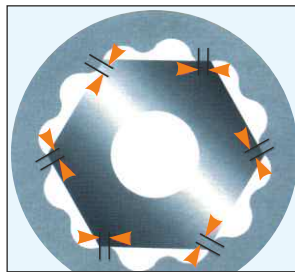


CONVENTIONAL PROFILE

Corner point contact high stress areas

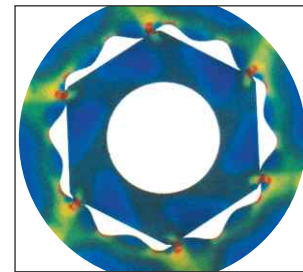


Highlights show contact points on the corner of the fastener



FREECORNER PROFILE

Distributed surface loads relieves possible stress area



Highlights show contact points away from the corner of the fastener

The benefits of the **Freecorner** profile include are

- Reduced risk of fastener rounding.
- Increased chances of turning worn fasteners.
- Elimination of high stress concentration points increasing the impact resistance and the torque transmitting capability.

'POWERMASTER AMERICA' IMPACT SOCKETS

'POWERMASTER AMERICA' Impact Sockets of 1/2" square drive and above feature **freecorner** for flats above 17 mm (5/8").

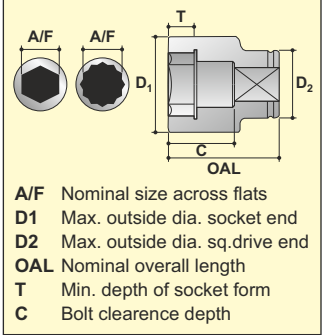
- All Impact Sockets are made from high strength alloy steel.
- All Impact Sockets are heat treated for the best combination of strength and impact resistance.
- All Impact Sockets have an optimum wall thickness for strength and access on fasteners having restrictions.
- The depth of the Hex openings is designed to accommodate the full standard fastener head.
- All Impact Sockets have chamfered openings for ease in engagement with the drive tool and the fastener.
- Concentric openings and large clearance holes to meet industrial specifications.
- All Impact Sockets have a Ring-N-Pin arrangement for securing them to the drive.
- Sockets are plated and black oxidized coated for increased protection from rusting.

SAFETY NOTICE

Sockets in this catalog are designed for impact use. Always use safety goggles when using impact equipment.

3/8"

IMPACT SOCKETS



METRIC HEXAGON



A/F mm	MODEL NO.	D1 mm	D2 mm	T mm	C mm	OAL mm	Wt. Kg.
8	S-06M8	14.0	19.0	6.0	14.0	25.5	0.030
9	S-06M9	15.0	19.0	7.0	14.0	25.5	0.031
10	S-06M10	16.0	19.0	7.0	14.0	25.5	0.032
11	S-06M11	17.0	19.0	8.0	14.0	25.5	0.033
12	S-06M12	19.0	19.0	9.0	14.0	25.5	0.036
13	S-06M13	20.0	20.0	9.0	14.0	25.5	0.041
14	S-06M14	21.0	21.0	10.0	18.0	30.0	0.053
15	S-06M15	22.0	22.0	10.0	18.0	30.0	0.059
16	S-06M16	24.0	22.0	10.0	18.0	30.0	0.066
17	S-06M17	25.0	22.0	12.0	18.0	30.0	0.072
18	S-06M18	26.0	22.0	12.0	18.0	30.0	0.077
19	S-06M19	27.0	22.0	12.0	18.0	30.0	0.082
20	S-06M20	29.0	22.0	12.0	18.0	30.0	0.094
21	S-06M21	30.0	22.0	12.0	18.0	30.0	0.099
22	S-06M22	31.0	22.0	13.0	18.0	30.0	0.106

FRACTIONAL HEXAGON



A/F inch	MODEL NO.	D1 inch	D2 inch	T inch	C inch	OAL inch	Wt. lbs.
5/16	S-0605	0.550	0.747	0.236	0.530	1.002	0.067
3/8	S-0606	0.629	0.747	0.275	0.530	1.002	0.070
7/16	S-0607	0.668	0.747	0.314	0.530	1.002	0.072
1/2	S-0608	0.786	0.786	0.354	0.530	1.002	0.089
9/16	S-0609	0.864	0.864	0.393	0.707	1.179	0.130
5/8	S-0610	0.943	0.864	0.393	0.707	1.179	0.144
11/16	S-0611	1.022	0.864	0.472	0.707	1.179	0.168
3/4	S-0612	1.061	0.864	0.472	0.707	1.179	0.181
13/16	S-0613	1.179	0.864	0.472	0.707	1.179	0.218
7/8	S-0614	1.218	0.864	0.511	0.707	1.179	0.233

METRIC DEEP HEXAGON



A/F mm	MODEL NO.	D1 mm	D2 mm	T mm	C mm	OAL mm	Wt. Kg.
8	S-06M8L	14.0	19.0	6.0	42.0	54.0	0.055
9	S-06M9L	15.0	19.0	7.0	42.0	54.0	0.058
10	S-06M10L	16.0	19.0	7.0	42.0	54.0	0.062
11	S-06M11L	17.0	19.0	8.0	42.0	54.0	0.064
12	S-06M12L	19.0	19.0	9.0	42.0	54.0	0.076
13	S-06M13L	20.0	20.0	9.0	42.0	54.0	0.084
14	S-06M14L	21.0	21.0	10.0	48.0	60.0	0.101
15	S-06M15L	22.0	22.0	10.0	48.0	60.0	0.110
17	S-06M17L	25.0	22.0	12.0	48.0	60.0	0.139
19	S-06M19L	27.0	22.0	12.0	48.0	60.0	0.154

FRACTIONAL DEEP HEXAGON



A/F inch	MODEL NO.	D1 inch	D2 inch	T inch	C inch	OAL inch	Wt. lbs.
5/16	S-0605L	0.550	0.747	0.236	1.650	2.122	0.122
3/8	S-0606L	0.629	0.747	0.275	1.650	2.122	0.135
7/16	S-0607L	0.668	0.747	0.314	1.650	2.122	0.141
1/2	S-0608L	0.786	0.786	0.354	1.650	2.122	0.184
9/16	S-0609L	0.864	0.864	0.393	1.886	2.358	0.243
5/8	S-0610L	0.944	0.866	0.433	1.811	2.362	0.265
11/16	S-0611L	1.179	0.866	0.472	2.047	2.598	0.365
3/4	S-0612L	1.061	0.864	0.472	1.886	2.358	0.339
13/16	S-0613L	1.179	0.864	0.472	2.122	2.593	0.334
7/8	S-0614L	1.218	0.864	0.511	2.122	2.593	0.348

METRIC BIHEXAGON



A/F mm	MODEL NO.	D1 mm	D2 mm	T mm	C mm	OAL mm	Wt. Kg.
8	06M8DH	14.0	19.0	6.0	14.0	25.5	0.030
9	06M9DH	15.0	19.0	7.0	14.0	25.5	0.031
10	06M10DH	16.0	19.0	7.0	14.0	25.5	0.032
11	06M11DH	17.0	19.0	8.0	14.0	25.5	0.033
12	06M12DH	19.0	19.0	9.0	14.0	25.5	0.036
13	06M13DH	20.0	20.0	9.0	14.0	25.5	0.041
14	06M14DH	21.0	21.0	10.0	18.0	30.0	0.053
15	06M15DH	22.0	22.0	10.0	18.0	30.0	0.059
16	06M16DH	24.0	22.0	10.0	18.0	30.0	0.066
17	06M17DH	25.0	22.0	12.0	18.0	30.0	0.072
18	06M18DH	26.0	22.0	12.0	18.0	30.0	0.077
19	06M19DH	27.0	22.0	12.0	18.0	30.0	0.082
20	06M20DH	29.0	22.0	12.0	18.0	30.0	0.094
21	06M21DH	30.0	22.0	12.0	18.0	30.0	0.099
22	06M22DH	31.0	22.0	13.0	18.0	30.0	0.106

FRACTIONAL BIHEXAGON



A/F inch	MODEL NO.	D1 inch	D2 inch	T inch	C inch	OAL inch	Wt. lbs.
3/8	0606DH	0.629	0.747	0.275	0.530	1.002	0.070
7/16	0607DH	0.668	0.747	0.314	0.530	1.002	0.072
1/2	0608DH	0.786	0.786	0.354	0.530	1.002	0.089
9/16	0609DH	0.864	0.864	0.393	0.707	1.179	0.130
5/8	0610DH	0.943	0.864	0.393	0.707	1.179	0.144
11/16	0611DH	1.022	0.864	0.472	0.707	1.179	0.168
3/4	0612DH	1.061	0.864	0.472	0.707	1.179	0.181
13/16	0613DH	1.179	0.864	0.472	0.707	1.179	0.218
7/8	0614DH	1.218	0.864	0.511	0.707	1.179	0.233

IMPACT SOCKETS THINWALL

3/8"

METRIC HEXAGON

A/F mm	MODEL NO.	D1 mm	D2 mm	T mm	C mm	OAL mm	Wt. Kg.
8	S-06M8T	12.3	19.0	6.0	14.0	25.5	0.028
10	S-06M10T	14.8	19.0	7.0	14.0	25.5	0.030
11	S-06M11T	16.1	19.0	8.0	14.0	25.5	0.031
13	S-06M13T	18.6	19.0	9.0	14.0	25.5	0.035
17	S-06M17T	23.7	22.0	12.0	18.0	30.0	0.069
19	S-06M19T	26.3	22.0	12.0	18.0	30.0	0.081

FRACTIONAL HEXAGON

A/F inch	MODEL NO.	D1 inch	D2 inch	T inch	C inch	OAL inch	Wt. lbs.
5/16	S-0605T	0.484	0.748	0.236	0.531	1.004	0.061
3/8	S-0606T	0.551	0.748	0.236	0.531	1.004	0.065
7/16	S-0607T	0.634	0.748	0.315	0.531	1.004	0.068
1/2	S-0608T	0.732	0.748	0.354	0.531	1.004	0.077
9/16	S-0609T	0.787	0.787	0.394	0.531	1.004	0.088
5/8	S-0610T	0.866	0.866	0.394	0.709	1.181	0.138

Thinwall Deep Hexagon Sockets available on request.

IMPACT ACCESSORIES

METRIC HEX DRIVER SOCKETS

HEX A/F MM	MODEL NO.	BIT LENGTH	OAL mm	Wt. Kg.
4	06M04H	15.0	45.0	0.035
5	06M05H	15.0	45.0	0.035
6	06M06H	15.0	45.0	0.035
8	06M08H	15.0	45.0	0.045
10	06M10H	15.0	45.0	0.050

FRACTIONAL HEX DRIVER SOCKETS

HEX A/F SAE	MODEL NO.	BIT LENGTH	OAL inch	Wt. lbs.
5/32	06005H	0.590	1.771	0.080
3/16	0603H	0.590	1.771	0.080
7/32	06007H	0.590	1.771	0.080
1/4	0604H	0.590	1.771	0.080
5/16	0605H	0.590	1.771	0.090
3/8	0606H	0.590	1.771	0.110

REGULAR EXTENSIONS

OAL mm	MODEL NO.	SHANK DIA mm (inch)	HEAD DIA mm (inch)	Wt. Kg. (lbs.)
75 (3")	E0603	13.0 (0.511)	22.0 (0.866)	0.09 (0.20)
150 (6")	E0606			0.16 (0.35)
300 (12")	E0612			0.35 (0.77)



SQUARE ADAPTORS

SIZE	MODEL NO.	HEAD DIA mm (inch)	OAL mm (inch)	Wt. Kg. (lbs.)
3/8" F X 1/2" M	A0608	22.0 (0.866)	35.0 (1.377)	0.07 (0.15)
3/8" F X 1/4" M	A0606		32.0 (1.259)	0.05 (0.11)



UNIVERSAL JOINT

SQUARE DRIVE	MODEL NO.	DIA mm (inch)	OAL mm (inch)	Wt. Kg. (lbs.)
3/8"	U0606	22.0 (0.866)	52.0 (2.047)	0.12 (0.27)



DOUBLE MALE EXTENSIONS

OAL mm	MODEL NO.	SHANK DIA mm (inch)	HEAD DIA mm (inch)	Wt. Kg. (lbs.)
75 (3")	S0603	13.0 (0.511)	9.3 (0.366)	0.06 (0.13)
125 (5")	S0605			0.12 (0.26)
250 (10")	S0610			0.30 (0.66)



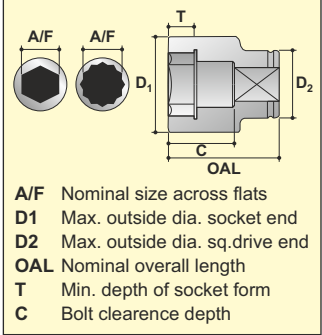
DOUBLE FEMALE ADAPTORS

SIZE	MODEL NO.	HEAD DIA mm (inch)	OAL mm (inch)	Wt. Kg. (lbs.)
3/8" F X 1/2" F	AN0608	22.0 (0.866)	38.0 (1.496)	0.09 (0.20)
3/8" F X 3/8" F	AN0606		35.0 (1.377)	0.07 (0.15)



1/2"

IMPACT SOCKETS



METRIC HEXAGON



FRACTIONAL HEXAGON



A/F mm	MODEL NO.	D1 mm	D2 mm	T mm	C mm	OAL mm	Wt. Kg.
8	S-08M8	15.0	25.0	6.0	15.0	32.0	0.060
9	S-08M9	16.0	25.0	7.0	15.0	32.0	0.060
10	S-08M10	17.0	25.0	8.0	15.0	32.0	0.060
11	S-08M11	19.0	25.0	9.0	17.0	34.0	0.067
12	S-08M12	20.0	25.0	9.0	17.0	34.0	0.069
13	S-08M13	21.0	25.0	10.0	18.0	35.0	0.073
14	S-08M14	22.0	25.0	10.0	18.0	35.0	0.076
15	S-08M15	24.0	25.0	11.0	18.0	35.0	0.082
16	S-08M16	25.0	25.0	11.0	18.0	35.0	0.085
17	S-08M17	26.0	26.0	12.0	20.0	37.0	0.099
18	S-08M18	27.0	27.0	13.0	20.0	37.0	0.109
19	S-08M19	29.0	29.0	14.0	22.0	39.0	0.137
21	S-08M21	31.0	30.0	14.0	22.0	39.0	0.155
22	S-08M22	32.0	30.0	14.0	22.0	39.0	0.162
23	S-08M23	34.0	30.0	15.0	25.0	42.0	0.192
24	S-08M24	35.0	30.0	15.0	25.0	42.0	0.200
25	S-08M25	36.0	30.0	16.0	26.0	43.0	0.211
26	S-08M26	37.0	30.0	16.0	26.0	43.0	0.218
27	S-08M27	39.0	30.0	16.0	26.0	43.0	0.236
28	S-08M28	40.0	30.0	17.0	27.0	44.0	0.250
30	S-08M30	42.0	30.0	17.0	27.0	44.0	0.261
32	S-08M32	45.0	44.0	18.0	28.0	45.0	0.415
36	S-08M36	50.0	44.0	20.0	30.0	47.0	0.495

A/F inch	MODEL NO.	D1 inch	D2 inch	T inch	C inch	OAL inch	Wt. lbs.
3/8	S-0806	0.669	0.984	0.315	0.591	1.260	0.132
7/16	S-0807	0.748	0.984	0.354	0.669	1.339	0.148
1/2	S-0808	0.827	0.984	0.394	0.709	1.378	0.160
9/16	S-0809	0.945	0.984	0.433	0.709	1.378	0.181
5/8	S-0810	0.984	0.984	0.433	0.709	1.378	0.188
11/16	S-0811	1.063	1.063	0.512	0.787	1.457	0.240
3/4	S-0812	1.142	1.142	0.551	0.866	1.535	0.301
13/16	S-0813	1.220	1.181	0.551	0.866	1.535	0.341
7/8	S-0814	1.339	1.181	0.591	0.984	1.654	0.423
15/16	S-0815	1.378	1.181	0.591	0.984	1.654	0.440
1	S-0816	1.457	1.181	0.630	1.024	1.693	0.480
1.1/16	S-0817	1.535	1.181	0.630	1.024	1.693	0.519
1.1/8	S-0818	1.654	1.181	0.669	1.063	1.732	0.575
1.3/16	S-0819	1.672	1.732	0.709	1.102	1.772	0.813
1.1/4	S-0820	1.772	1.732	0.709	1.102	1.772	0.963
1.5/16	S-0821	1.862	1.732	0.709	1.102	1.772	1.083
1.3/8	S-0822	1.869	1.732	0.787	1.181	1.850	1.088
1.7/16	S-0823	1.968	1.732	0.866	1.220	1.889	1.210
1.1/2	S-0824	2.086	1.732	0.866	1.338	2.007	1.255

METRIC DEEP HEXAGON



FRACTIONAL DEEP HEXAGON



A/F mm	MODEL NO.	D1 mm	D2 mm	T mm	C mm	OAL mm	Wt. Kg.
8	S-08M8L	15.0	25.0	6.0	63.0	80.0	0.112
9	S-08M9L	16.0	25.0	7.0	63.0	80.0	0.117
10	S-08M10L	17.0	25.0	8.0	63.0	80.0	0.122
11	S-08M11L	19.0	25.0	9.0	63.0	80.0	0.142
12	S-08M12L	20.0	25.0	9.0	63.0	80.0	0.149
13	S-08M13L	21.0	25.0	10.0	63.0	80.0	0.156
14	S-08M14L	22.0	25.0	10.0	63.0	80.0	0.160
15	S-08M15L	24.0	25.0	11.0	63.0	80.0	0.184
16	S-08M16L	25.0	25.0	11.0	63.0	80.0	0.192
17	S-08M17L	26.0	26.0	12.0	63.0	80.0	0.207
18	S-08M18L	27.0	27.0	13.0	63.0	80.0	0.222
19	S-08M19L	29.0	29.0	14.0	63.0	80.0	0.264
21	S-08M21L	31.0	30.0	14.0	63.0	80.0	0.297
22	S-08M22L	32.0	30.0	14.0	68.0	85.0	0.333
23	S-08M23L	34.0	30.0	15.0	68.0	85.0	0.375
24	S-08M24L	35.0	30.0	15.0	68.0	85.0	0.389
25	S-08M25L	36.0	30.0	16.0	68.0	85.0	0.403
26	S-08M26L	37.0	30.0	16.0	68.0	85.0	0.415
27	S-08M27L	39.0	30.0	16.0	68.0	85.0	0.459
28	S-08M28L	40.0	30.0	17.0	68.0	85.0	0.476
30	S-08M30L	42.0	30.0	17.0	68.0	85.0	0.501
32	S-08M32L	45.0	44.0	18.0	68.0	85.0	0.684
36	S-08M36L	50.0	44.0	20.0	68.0	85.0	0.799

A/F inch	MODEL NO.	D1 inch	D2 inch	T inch	C inch	OAL inch	Wt. lbs.
3/8	S-0806L	0.669	0.984	0.315	2.480	3.150	0.270
7/16	S-0807L	0.748	0.984	0.354	2.480	3.150	0.310
1/2	S-0808L	0.827	0.984	0.394	2.480	3.150	0.340
9/16	S-0809L	0.945	0.984	0.433	2.480	3.150	0.400
5/8	S-0810L	0.984	0.984	0.433	2.480	3.150	0.420
11/16	S-0811L	1.063	1.063	0.512	2.480	3.150	0.490
3/4	S-0812L	1.142	1.142	0.551	2.480	3.150	0.580
13/16	S-0813L	1.220	1.181	0.551	2.480	3.150	0.650
7/8	S-0814L	1.339	1.181	0.591	2.677	3.346	0.830
15/16	S-0815L	1.378	1.181	0.591	2.677	3.346	0.860
1	S-0816L	1.457	1.181	0.630	2.677	3.346	0.910
1.1/16	S-0817L	1.535	1.181	0.630	2.677	3.346	1.010
1.1/8	S-0818L	1.654	1.181	0.669	2.677	3.346	1.100
1.3/16	S-0819L	1.672	1.732	0.709	2.677	3.346	1.500
1.1/4	S-0820L	1.772	1.732	0.709	2.677	3.346	1.500
1.5/16	S-0821L	1.819	1.682	0.787	2.677	3.346	1.560
1.3/8	S-0822L	1.869	1.732	0.787	2.677	3.346	1.760
1.7/16	S-0823L	1.968	1.732	0.866	2.676	3.346	1.870
1.1/2	S-0824L	1.209	1.732	0.866	2.676	3.346	1.910

IMPACT SOCKETS SETS

1/2"



METRIC SIZE

MODEL NO.	QTY.	SOCKET A/F
S-08M51	13 PIECES	8,9,10,11,12,13,14,15,16,17,18,19,21
S-08M52	16 PIECES	10,11,12,13,14,15,16,17,18,19,20,21,22,23,24,27
S-08M53	6 PIECES	13,14,15,16,17,18
S-08LM51	16 PIECES DEEP	10,11,12,13,14,15,16,17,18,19,20,21,22,23,24,27
S-08LM52	12 PIECES DEEP	10,11,12,13,14,15,16,17,18,19,20,21

FRACTIONAL SIZE

MODEL NO.	QTY.	SOCKET A/F
S-0851	11 PIECES + UJOINT	1/2,9/16,5/8,3/4,13/16,7/8,15/16,1,1.1/16,1.1/8,U-JOINT
S-0852	13 PIECES	7/16,1/2,9/16,5/8,11/16,3/4,13/16,7/8,15/16,1,1.1/16,1.1/8,1.3/4
S-0853	7 PIECES	7/16,1/2,9/16,5/8,11/16,3/4,13/16
S-08L51	14 PIECES DEEP	3/8,7/16,1/2,9/16,5/8,11/16,3/4,13/16,7/8,15/16,1,1.1/16,1.1/8,1.1/4
S-08L52	7 PIECES DEEP	7/16,1/2,9/16,5/8,11/16,3/4,13/16

IMPACT SOCKETS



METRIC BIHEXAGON



A/F mm	MODEL NO.	D1 mm	D2 mm	T mm	C mm	OAL mm	Wt. Kg.
8	08M8DH	15.0	25.0	6.0	15.0	32.0	0.060
9	08M9DH	16.0	25.0	7.0	15.0	32.0	0.060
10	08M10DH	17.0	25.0	8.0	15.0	32.0	0.060
11	08M11DH	19.0	25.0	9.0	17.0	34.0	0.067
12	08M12DH	20.0	25.0	9.0	17.0	34.0	0.069
13	08M13DH	21.0	25.0	10.0	18.0	35.0	0.073
14	08M14DH	22.0	25.0	10.0	18.0	35.0	0.076
15	08M15DH	24.0	25.0	11.0	18.0	35.0	0.082
16	08M16DH	25.0	25.0	11.0	18.0	35.0	0.085
17	08M17DH	26.0	26.0	12.0	20.0	37.0	0.099
18	08M18DH	27.0	27.0	13.0	20.0	37.0	0.109
19	08M19DH	29.0	29.0	14.0	22.0	39.0	0.137
21	08M21DH	31.0	30.0	14.0	22.0	39.0	0.155
22	08M22DH	32.0	30.0	14.0	22.0	39.0	0.162
23	08M23DH	34.0	30.0	15.0	25.0	42.0	0.192
24	08M24DH	35.0	30.0	15.0	25.0	42.0	0.200
25	08M25DH	36.0	30.0	16.0	26.0	43.0	0.211
26	08M26DH	37.0	30.0	16.0	26.0	43.0	0.218
27	08M27DH	39.0	30.0	16.0	26.0	43.0	0.236
28	08M28DH	40.0	30.0	17.0	27.0	44.0	0.250
30	08M30DH	42.0	30.0	17.0	27.0	44.0	0.261
32	08M32DH	45.0	44.0	18.0	28.0	45.0	0.415
36	08M36DH	50.0	44.0	20.0	30.0	47.0	0.495

FRACTIONAL BIHEXAGON



A/F inch	MODEL NO.	D1 inch	D2 inch	T inch	C inch	OAL inch	Wt. lbs.
7/16	0807DH	0.748	0.984	0.354	0.669	1.339	0.148
1/2	0808DH	0.827	0.984	0.394	0.709	1.378	0.160
9/16	0809DH	0.945	0.984	0.433	0.709	1.378	0.181
5/8	0810DH	0.984	0.984	0.433	0.709	1.378	0.188
11/16	0811DH	1.063	1.063	0.512	0.787	1.457	0.240
3/4	0812DH	1.142	1.142	0.551	0.866	1.535	0.301
13/16	0813DH	1.220	1.181	0.551	0.866	1.535	0.341
7/8	0814DH	1.339	1.181	0.591	0.984	1.654	0.423
15/16	0815DH	1.378	1.181	0.591	0.984	1.654	0.440
1	0816DH	1.457	1.181	0.630	1.024	1.693	0.480
1.1/16	0817DH	1.535	1.181	0.630	1.024	1.693	0.519
1.1/8	0818DH	1.654	1.181	0.669	1.063	1.732	0.575
1.3/16	0819DH	1.672	1.732	0.709	1.102	1.772	0.813
1.1/4	0820DH	1.772	1.732	0.709	1.102	1.772	0.963
1.5/16	0821DH	1.862	1.732	0.709	1.102	1.772	1.083
1.3/8	0822DH	1.869	1.732	0.787	1.181	1.850	1.088
1.7/16	0823DH	1.968	1.732	0.866	1.220	1.889	1.210
1.1/2	0824DH	2.086	1.732	0.866	1.338	2.007	1.255

IMPACT SOCKETS 1/2"



IMPACT SOCKETS

METRIC HEXAGON

A/F mm	MODEL NO.	D1 mm	D2 mm	T mm	C mm	OAL mm	Wt. Kg.
15	S-08M15T	22.0	25.0	11.0	18.0	35.0	0.073
16	S-08M16T	23.3	25.0	11.0	18.0	35.0	0.078
17	S-08M17T	25.0	25.0	12.0	19.0	36.0	0.086
18	S-08M18T	26.0	26.0	13.0	20.0	37.0	0.097
19	S-08M19T	27.0	27.0	14.0	21.0	38.0	0.109
21	S-08M21T	29.5	30.0	14.0	22.0	39.0	0.137

FRACTIONAL HEXAGON

A/F inch	MODEL NO.	D1 inch	D2 inch	T inch	C inch	OAL inch	Wt. lbs.
9/16	S-0809T	0.864	0.984	0.433	0.709	1.378	0.160
5/8	S-0810T	0.917	0.984	0.433	0.709	1.378	0.170
11/16	S-0811T	0.984	0.984	0.472	0.748	1.417	0.190
3/4	S-0812T	1.063	1.063	0.551	0.827	1.496	0.240
13/16	S-0813T	1.161	1.161	0.551	0.866	1.535	0.300
15/16	S-0815T	1.341	1.181	0.551	0.905	1.614	0.420

Thinwall Deep Hexagon Sockets available on request.

IMPACT ACCESSORIES

METRIC HEX DRIVER SOCKETS

HEX A/F mm	MODEL NO.	BIT LENGTH	OAL mm	Wt. Kg.
6	08M6H	15.0	50.0	0.080
8	08M8H	15.0	50.0	0.080
10	08M10H	18.0	55.0	0.090
12	08M12H	18.0	60.0	0.110
14	08M14H	25.0	60.0	0.125
17	08M17H	25.0	60.0	0.145

FRACTIONAL HEX DRIVE SOCKETS

HEX A/F inch	MODEL NO.	BIT LENGTH	OAL inch	Wt. lbs.
1/4	0804H	0.590	1.968	0.160
5/16	0805H	0.590	1.968	0.175
3/8	0806H	0.708	2.165	0.190
7/16	0807H	0.708	2.362	0.200
1/2	0808H	0.708	2.362	0.255
9/16	0809H	0.984	2.362	0.255

REGULAR EXTENSIONS

OAL mm (inch)	MODEL NO.	SHANK DIA mm (inch)	HEAD DIA mm (inch)	Wt. Kg. (lbs.)
75 (3")	E0803	20.0 (0.787)	30.0 (1.181)	0.20 (0.44)
125 (5")	E0805			0.27 (0.59)
200 (8")	E0810			0.38 (0.83)



SQUARE ADAPTORS

SIZE	MODEL NO.	HEAD DIA mm (inch)	OAL mm (inch)	Wt. Kg. (lbs.)
1/2" F X 3/8" M	A0806	25.0 (0.984)	40.0 (1.574)	0.07 (0.15)
1/2" F X 3/4" M	A0812	30.0 (1.181)	50.0 (1.968)	0.12 (0.26)



UNIVERSAL JOINT

SQUARE DRIVE	MODEL NO.	DIA mm (inch)	OAL mm (inch)	Wt. Kg. (lbs.)
1/2"	U0808	30.0 (1.181)	72.0 (2.834)	0.25 (0.55)



DOUBLE MALE EXTENSIONS

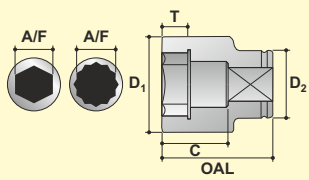
OAL mm (inch)	MODEL NO.	SHANK DIA mm (inch)	HEAD DIA mm (inch)	Wt. Kg. (lbs.)
50 (2")	S0802	17.0 (0.669)	12.7 (0.500)	0.12 (0.26)
127 (5")	S0805			0.23 (0.50)



DOUBLE FEMALE ADAPTORS

SIZE	MODEL NO.	HEAD DIA mm (inch)	OAL mm (inch)	Wt. Kg. (lbs.)
1/2" F X 1/2" F	AN0808	30.0 (1.181)	39.0 (1.534)	0.16 (0.35)
1/2" F X 3/4" F	AN0812		47.0 (1.850)	0.20 (0.44)





A/F Nominal size across flats
D1 Max. outside dia. socket end
D2 Max. outside dia. sq. drive end
OAL Nominal overall length
T Min. depth of socket form
C Bolt clearance depth

IMPACT SOCKETS

3/4"



METRIC HEXAGON

A/F mm	MODEL NO.	D1 mm	D2 mm	T mm	C mm	OAL mm	Wt. Kg.
17	S-12M17	30.0	42.0	12.0	21.0	45.0	0.303
19	S-12M19	32.0	42.0	12.0	21.0	45.0	0.306
21	S-12M21	36.0	42.0	13.0	24.0	48.0	0.336
22	S-12M22	37.0	42.0	13.0	24.0	48.0	0.338
23	S-12M23	39.0	42.0	13.0	24.0	48.0	0.348
24	S-12M24	39.0	42.0	15.0	24.0	48.0	0.342
26	S-12M26	41.0	44.0	15.0	24.0	48.0	0.376
27	S-12M27	44.0	44.0	16.0	24.0	48.0	0.396
28	S-12M28	44.0	44.0	16.0	24.0	48.0	0.388
30	S-12M30	47.0	44.0	18.0	27.0	51.0	0.443
32	S-12M32	49.0	44.0	18.0	27.0	51.0	0.453
33	S-12M33	50.0	44.0	18.0	27.0	51.0	0.459
34	S-12M34	52.0	44.0	20.0	30.0	54.0	0.509
36	S-12M36	54.0	54.0	20.0	30.0	54.0	0.647
38	S-12M38	57.0	54.0	23.0	35.0	59.0	0.754
41	S-12M41	61.0	54.0	23.0	35.0	59.0	0.811
42	S-12M42	62.0	54.0	25.0	35.0	59.0	0.814
43	S-12M43	63.0	54.0	25.0	38.0	62.0	0.862
46	S-12M46	67.0	54.0	25.0	38.0	62.0	0.941
50	S-12M50	70.0	54.0	28.0	41.0	65.0	0.968

FRACTIONAL HEXAGON

A/F inch	MODEL NO.	D1 inch	D2 inch	T inch	C inch	OAL inch	Wt. lbs.
9/16	S-1209	1.131	1.654	0.472	0.827	1.772	0.620
5/8	S-1210	1.181	1.654	0.472	0.827	1.772	0.670
11/16	S-1211	1.211	1.654	0.472	0.827	1.772	0.690
3/4	S-1212	1.260	1.654	0.472	0.827	1.772	0.670
13/16	S-1213	1.417	1.654	0.512	0.945	1.890	0.740
7/8	S-1214	1.535	1.654	0.512	0.945	1.890	0.770
15/16	S-1215	1.535	1.654	0.591	0.945	1.890	0.750
1	S-1216	1.614	1.732	0.591	0.945	1.890	0.830
1.1/16	S-1217	1.732	1.732	0.630	0.945	1.890	0.870
1.1/8	S-1218	1.850	1.732	0.709	1.063	2.008	0.970
1.3/16	S-1219	1.880	1.732	0.709	1.063	2.008	0.970
1.1/4	S-1220	1.929	1.732	0.709	1.063	2.008	1.000
1.5/16	S-1221	2.047	1.732	0.787	1.181	2.126	1.120
1.3/8	S-1222	2.076	2.126	0.787	1.181	2.126	1.400
1.7/16	S-1223	2.106	2.126	0.787	1.181	2.126	1.400
1.1/2	S-1224	2.344	2.126	0.906	1.378	2.323	1.660
1.9/16	S-1225	2.352	2.126	0.906	1.378	2.323	1.760
1.5/8	S-1226	2.441	2.126	0.984	1.378	2.323	1.790
1.11/16	S-1227	2.480	2.126	0.984	1.496	2.441	1.900
1.3/4	S-1228	2.688	2.126	0.984	1.496	2.441	2.070
1.13/16	S-1229	2.688	2.126	0.984	1.496	2.441	2.070
1.7/8	S-1230	2.706	2.126	1.102	1.614	2.559	2.130
2	S-1232	2.981	2.441	1.181	1.732	2.677	2.780

METRIC DEEP HEXAGON

A/F mm	MODEL NO.	D1 mm	D2 mm	T mm	C mm	OAL mm	Wt. Kg.
17	S-12M17L	30.0	42.0	12.0	61.0	85.0	0.463
19	S-12M19L	32.0	42.0	12.0	61.0	85.0	0.479
21	S-12M21L	36.0	42.0	13.0	61.0	85.0	0.542
22	S-12M22L	37.0	42.0	13.0	61.0	85.0	0.551
23	S-12M23L	39.0	42.0	13.0	61.0	85.0	0.586
24	S-12M24L	40.0	42.0	15.0	61.0	85.0	0.595
26	S-12M26L	41.0	42.0	15.0	66.0	90.0	0.618
27	S-12M27L	43.0	43.0	16.0	66.0	90.0	0.674
28	S-12M28L	44.0	44.0	16.0	66.0	90.0	0.699
30	S-12M30L	47.0	44.0	18.0	66.0	90.0	0.769
32	S-12M32L	49.0	44.0	18.0	66.0	90.0	0.798
33	S-12M33L	50.0	44.0	18.0	66.0	90.0	0.812
34	S-12M34L	52.0	44.0	20.0	66.0	90.0	0.869
36	S-12M36L	54.0	54.0	20.0	66.0	90.0	1.034
38	S-12M38L	57.0	54.0	23.0	66.0	90.0	1.125
41	S-12M41L	61.0	54.0	23.0	66.0	90.0	1.229
42	S-12M42L	62.0	54.0	25.0	66.0	90.0	1.241
43	S-12M43L	63.0	54.0	25.0	66.0	90.0	1.255
46	S-12M46L	67.0	54.0	25.0	76.0	100.0	1.563
50	S-12M50L	70.0	54.0	28.0	76.0	100.0	1.573

FRACTIONAL DEEP HEXAGON

A/F inch	MODEL NO.	D1 inch	D2 inch	T inch	C inch	OAL inch	Wt. lbs.
9/16	S-1209L	1.131	1.654	0.472	2.402	3.346	0.970
5/8	S-1210L	1.181	1.654	0.472	2.402	3.346	1.020
11/16	S-12011L	1.211	1.654	0.472	2.402	3.346	1.040
3/4	S-1212L	1.260	1.654	0.472	2.402	3.346	1.050
13/16	S-1213L	1.417	1.654	0.512	2.402	3.346	1.190
7/8	S-1214L	1.535	1.654	0.512	2.402	3.346	1.290
15/16	S-1215L	1.535	1.654	0.591	2.402	3.346	1.310
1	S-1216L	1.614	1.654	0.591	2.598	3.543	1.360
1.1/16	S-1217L	1.693	1.693	0.630	2.598	3.543	1.480
1.1/8	S-1218L	1.850	1.732	0.709	2.598	3.543	1.690
1.3/16	S-1219L	1.880	1.732	0.709	2.598	3.543	1.710
1.1/4	S-1220L	1.929	1.732	0.709	2.598	3.543	1.760
1.5/16	S-1221L	2.047	1.732	0.787	2.598	3.543	1.910
1.3/8	S-1222L	2.126	2.126	0.787	2.598	3.543	2.280
1.7/16	S-1223L	2.156	2.126	0.787	2.598	3.543	2.300
1.1/2	S-1224L	2.244	2.126	0.906	2.598	3.543	2.470
1.9/16	S-1225L	2.402	2.126	0.906	2.598	3.543	2.700
1.5/8	S-1226L	2.441	2.126	0.984	2.598	3.543	2.730
1.11/16	S-1227L	2.480	2.126	0.984	2.598	3.543	2.760
1.3/4	S-1228L	2.638	2.126	0.984	2.992	3.937	3.440
1.13/16	S-1229L	2.456	2.126	1.102	2.992	3.937	3.410
1.7/8	S-1230L	2.456	2.126	1.102	2.992	3.937	3.410
2	S-1232L	2.731	2.441	1.181	2.992	3.937	4.180

IMPACT SOCKETS 3/4"

www.powermasteramerica.com

3/4"

IMPACT SOCKETS

METRIC BIHEXAGON



A/F mm	MODEL NO.	D1 mm	D2 mm	T mm	C mm	OAL mm	Wt. Kg.
17	12M17DH	32.0	44.0	12.0	20.0	45.0	0.370
19	12M19DH	33.0	44.0	12.0	20.0	45.0	0.370
21	12M21DH	36.0	44.0	13.0	23.0	48.0	0.380
22	12M22DH	37.0	44.0	13.0	23.0	48.0	0.380
23	12M23DH	41.0	44.0	13.0	23.0	48.0	0.390
24	12M24DH	41.0	44.0	16.0	23.0	48.0	0.400
26	12M26DH	41.0	44.0	16.0	23.0	48.0	0.400
27	12M27DH	43.0	44.0	16.0	23.0	48.0	0.400
28	12M28DH	45.0	44.0	18.0	23.0	48.0	0.410
30	12M30DH	47.0	44.0	18.0	27.0	52.0	0.425
32	12M32DH	50.0	44.0	19.0	27.0	52.0	0.460
33	12M33DH	50.0	44.0	19.0	30.0	55.0	0.480
34	12M34DH	52.0	44.0	20.0	30.0	55.0	0.500
36	12M36DH	54.0	44.0	20.0	31.0	56.0	0.575
38	12M38DH	57.0	44.0	20.0	34.0	59.0	0.600
41	12M41DH	61.0	44.0	22.0	34.0	59.0	0.625
42	12M42DH	64.0	44.0	22.0	34.0	59.0	0.625
43	12M43DH	64.0	44.0	22.0	39.0	64.0	0.625
46	12M46DH	67.0	54.0	23.0	39.0	64.0	0.825
50	12M50DH	73.0	54.0	25.0	42.0	67.0	1.300
55	12M55DH	78.0	54.0	28.0	46.0	71.0	1.850
60	12M60DH	84.0	54.0	30.0	50.0	75.0	2.050

FRACTIONAL BIHEXAGON



A/F inch	MODEL NO.	D1 inch	D2 inch	T inch	C inch	OAL inch	Wt. lbs.
9/16	1209DH	1.023	1.732	0.472	0.771	1.771	0.700
5/8	1210DH	1.181	1.732	0.472	0.771	1.771	0.815
11/16	1211DH	1.259	1.732	0.472	0.771	1.771	0.815
3/4	1212DH	1.299	1.732	0.472	0.771	1.771	0.815
13/16	1213DH	1.417	1.732	0.511	0.889	1.889	0.835
7/8	1214DH	1.456	1.732	0.511	0.889	1.889	0.835
15/16	1215DH	1.614	1.732	0.629	0.889	1.889	0.880
1	1216DH	1.614	1.732	0.629	0.889	1.889	0.880
1.1/16	1217DH	1.629	1.732	0.629	0.889	1.889	0.880
1.1/8	1218DH	1.771	1.732	0.708	0.889	1.889	0.900
1.3/16	1219DH	1.850	1.732	0.708	1.047	2.047	0.935
1.1/4	1220DH	1.968	1.732	0.748	1.047	2.047	1.055
1.5/16	1221DH	2.047	1.732	0.748	1.165	2.165	1.100
1.3/8	1222DH	2.125	1.732	0.787	1.165	2.165	1.265
1.7/16	1223DH	2.125	1.732	0.787	1.204	2.204	1.265
1.1/2	1224DH	2.244	1.732	0.787	1.322	2.322	1.320
1.9/16	1225DH	2.401	1.732	0.787	1.322	2.322	1.375
1.5/8	1226DH	2.401	1.732	0.866	1.322	2.322	1.375
1.11/16	1227DH	2.519	1.732	0.866	1.519	2.519	1.375
1.3/4	1228DH	2.519	1.732	0.866	1.519	2.519	1.540
1.13/16	1229DH	2.637	1.732	0.905	1.519	2.519	1.815
1.7/8	1230DH	2.755	2.125	0.905	1.519	2.519	1.815
2	1232DH	2.874	2.125	0.984	1.637	2.637	3.080

METRIC BISQUARE



A/F mm	MODEL NO.	D1 mm	D2 mm	T mm	C mm	OAL mm	Wt. Kg.
32	12M32DS	62.0	44.0	19.0	27.0	52.0	0.510
33	12M33DS	65.0	44.0	19.0	27.0	52.0	0.540
34	12M34DS	65.0	44.0	20.0	30.0	55.0	0.550
36	12M36DS	68.0	44.0	20.0	30.0	55.0	0.610
38	12M38DS	70.0	54.0	20.0	30.0	55.0	0.700
39	12M39DS	73.0	54.0	20.0	30.0	55.0	0.725
40	12M40DS	73.0	54.0	20.0	30.0	55.0	0.725
41	12M41DS	75.0	54.0	22.0	33.0	58.0	0.750
42	12M42DS	78.0	54.0	22.0	33.0	58.0	0.750
43	12M43DS	78.0	54.0	22.0	33.0	58.0	0.750
46	12M46DS	83.0	54.0	23.0	35.0	60.0	0.940

FRACTIONAL BISQUARE



A/F inch	MODEL NO.	D1 inch	D2 inch	T inch	C inch	OAL inch	Wt. lbs.
1.1/4	1220DS	2.440	1.732	0.748	1.047	2.047	1.120
1.5/16	1221DS	2.559	1.732	0.748	1.047	2.047	1.210
1.3/8	1222DS	2.677	1.732	0.787	1.165	2.165	1.340
1.7/16	1223DS	2.755	2.125	0.787	1.165	2.165	1.495
1.1/2	1224DS	2.755	2.125	0.787	1.165	2.165	1.540
1.9/16	1225DS	2.874	2.125	0.787	1.166	2.165	1.595
1.5/8	1226DS	2.952	2.125	0.787	1.283	2.283	1.650
1.11/16	1227DS	3.070	2.125	0.866	1.283	2.283	1.650
1.3/4	1228DS	3.149	2.125	0.866	1.283	2.283	1.760
1.13/16	1229DS	3.267	2.125	0.905	1.362	2.362	2.070
1.7/8	1230DS	3.346	2.125	0.905	1.362	2.362	2.110

METRIC DEEP BISQUARE

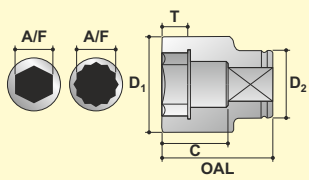


A/F mm	MODEL NO.	D1 mm	D2 mm	T mm	C mm	OAL mm	Wt. Kg.
32	12M32LDS	62.0	44.0	19.0	65.0	90.0	0.910
33	12M33LDS	65.0	44.0	19.0	65.0	90.0	0.940
34	12M34LDS	65.0	44.0	20.0	65.0	90.0	0.950
36	12M36LDS	68.0	44.0	20.0	65.0	90.0	1.010
38	12M38LDS	70.0	54.0	20.0	65.0	90.0	1.100
39	12M39LDS	73.0	54.0	20.0	65.0	90.0	1.125
40	12M40LDS	73.0	54.0	20.0	65.0	90.0	1.125
41	12M41LDS	75.0	54.0	22.0	65.0	90.0	1.150
42	12M42LDS	78.0	54.0	22.0	70.0	95.0	1.150
43	12M43LDS	78.0	54.0	22.0	70.0	95.0	1.150
46	12M46LDS	83.0	54.0	23.0	75.0	100.0	1.340

FRACTIONAL DEEP BISQUARE



A/F inch	MODEL NO.	D1 inch	D2 inch	T inch	C inch	OAL inch	Wt. lbs.
1.1/4	1220LDS	2.440	1.732	0.748	2.543	3.543	2.000
1.5/16	1221LDS	2.559	1.732	0.748	2.543	3.543	2.090
1.3/8	1222LDS	2.677	1.732	0.787	2.543	3.543	2.220
1.7/16	1223LDS	2.755	2.125	0.787	2.543	3.543	2.375
1.1/2	1224LDS	2.755	2.125	0.787	2.543	3.543	2.420
1.9/16	1225LDS	2.874	2.125	0.787	2.543	3.543	2.475
1.5/8	1226LDS	2.952	2.125	0.787	2.543	3.543	2.530
1.11/16	1227LDS	3.070	2.125	0.866	2.740	3.740	2.530
1.3/4	1228LDS	3.149	2.125	0.866	2.740	3.740	2.685
1.13/16	1229LDS	3.267	2.125	0.905	2.937	3.937	2.950
1.7/8	1230LDS	3.346	2.125	0.905	2.937	3.937	3.050



A/F Nominal size across flats
D1 Max. outside dia. socket end
D2 Max. outside dia. sq. drive end
OAL Nominal overall length
T Min. depth of socket form
C Bolt clearance depth

IMPACT SOCKETS THINWALL

3/4"



METRIC HEXAGON

A/F mm	MODEL NO.	D1 mm	D2 mm	T mm	C mm	OAL mm	Wt. Kg.
17	S-12M17T	27.9	42.0	12.0	21.0	45.0	0.292
19	S-12M19T	30.4	42.0	12.0	21.0	45.0	0.296
21	S-12M21T	32.9	42.0	13.0	24.0	48.0	0.312
22	S-12M22T	34.3	42.0	13.0	24.0	48.0	0.317
23	S-12M23T	35.3	42.0	13.0	24.0	48.0	0.318
24	S-12M24T	36.8	42.0	15.0	24.0	48.0	0.322
26	S-12M26T	38.5	42.0	15.0	24.0	48.0	0.320
27	S-12M27T	40.5	42.0	16.0	24.0	48.0	0.329
28	S-12M28T	42.0	42.0	16.0	24.0	48.0	0.334
30	S-12M30T	44.4	44.0	18.0	27.0	51.0	0.391
32	S-12M32T	46.8	44.0	18.0	27.0	51.0	0.410
33	S-12M33T	48.0	44.0	18.0	27.0	51.0	0.416
34	S-12M34T	49.3	44.0	20.0	30.0	54.0	0.449
36	S-12M36T	51.9	44.0	20.0	30.0	54.0	0.477
38	S-12M38T	54.4	54.0	23.0	35.0	59.0	0.684
41	S-12M41T	58.4	54.0	23.0	35.0	59.0	0.736
42	S-12M42T	59.4	54.0	25.0	35.0	59.0	0.737
43	S-12M43T	60.4	54.0	25.0	38.0	62.0	0.778
46	S-12M46T	64.0	54.0	25.0	38.0	62.0	0.833

FRACTIONAL HEXAGON

A/F inch	MODEL NO.	D1 inch	D2 inch	T inch	C inch	OAL inch	Wt. lbs.
11/16	S-1211T	1.078	1.654	0.472	0.827	1.772	0.640
3/4	S-1212T	1.197	1.654	0.472	0.827	1.772	0.650
13/16	S-1213T	1.295	1.654	0.512	0.945	1.890	0.690
7/8	S-1214T	1.390	1.654	0.512	0.945	1.890	0.700
15/16	S-1215T	1.449	1.654	0.591	0.945	1.890	0.710
1	S-1216T	1.516	1.654	0.591	0.945	1.890	0.710
1.1/16	S-1217T	1.594	1.654	0.630	0.945	1.890	0.720
1.1/8	S-1218T	1.748	1.732	0.709	1.063	2.008	0.860
1.3/16	S-1219T	1.778	1.732	0.709	1.063	2.008	0.880
1.1/4	S-1220T	1.843	1.732	0.709	1.063	2.008	0.900
1.5/16	S-1221T	1.941	1.732	0.787	1.181	2.126	0.990
1.3/8	S-1222T	2.043	1.732	0.787	1.181	2.126	1.050
1.7/16	S-1223T	2.073	1.732	0.787	1.181	2.126	1.080
1.1/2	S-1224T	2.142	2.126	0.906	1.378	2.323	1.500
1.9/16	S-1225T	2.299	2.126	0.906	1.378	2.323	1.620
1.5/8	S-1226T	2.378	2.126	0.984	1.496	2.441	1.710
1.11/16	S-1227T	2.378	2.126	0.984	1.496	2.441	1.710
1.3/4	S-1228T	2.500	2.126	0.984	1.496	2.441	1.810
1.13/16	S-1229T	2.530	2.126	0.984	1.496	2.441	1.840

METRIC DEEP HEXAGON

A/F mm	MODEL NO.	D1 mm	D2 mm	T mm	C mm	OAL mm	Wt. Kg.
17	S-12M17LT	27.9	42.0	12.0	61.0	85.0	0.421
19	S-12M19LT	30.4	42.0	12.0	61.0	85.0	0.445
21	S-12M21LT	32.9	42.0	13.0	61.0	85.0	0.470
22	S-12M22LT	34.3	42.0	13.0	61.0	85.0	0.486
23	S-12M23LT	35.3	42.0	13.0	61.0	85.0	0.494
24	S-12M24LT	36.8	42.0	15.0	61.0	85.0	0.512
26	S-12M26LT	38.5	42.0	15.0	66.0	90.0	0.545
27	S-12M27LT	40.5	42.0	16.0	66.0	90.0	0.643
28	S-12M28LT	42.0	42.0	16.0	66.0	90.0	0.621
30	S-12M30LT	44.4	44.0	18.0	66.0	90.0	0.682
32	S-12M32LT	46.8	44.0	18.0	66.0	90.0	0.726
33	S-12M33LT	48.0	44.0	18.0	66.0	90.0	0.744
34	S-12M34LT	49.3	44.0	20.0	66.0	90.0	0.767
36	S-12M36LT	51.9	44.0	20.0	66.0	90.0	0.822
38	S-12M38LT	54.4	54.0	23.0	66.0	90.0	1.020
41	S-12M41LT	58.4	54.0	23.0	66.0	90.0	1.103
42	S-12M42LT	59.4	54.0	25.0	66.0	90.0	1.092
43	S-12M43LT	60.4	54.0	25.0	66.0	90.0	1.095
46	S-12M46LT	64.0	54.0	25.0	66.0	90.0	1.169

FRACTIONAL DEEP HEXAGON

A/F inch	MODEL NO.	D1 inch	D2 inch	T inch	C inch	OAL inch	Wt. lbs.
11/16	S-1211LT	1.128	1.654	0.472	2.402	3.346	0.950
3/4	S-1212LT	1.197	1.654	0.472	2.402	3.346	0.980
13/16	S-1213LT	1.295	1.654	0.512	2.402	3.346	1.030
7/8	S-1214LT	1.390	1.654	0.512	2.402	3.346	1.090
15/16	S-1215LT	1.449	1.654	0.591	2.402	3.346	1.130
1	S-1216LT	1.516	1.654	0.591	2.598	3.543	1.200
1.1/16	S-1217LT	1.594	1.654	0.630	2.598	3.543	1.410
1.1/8	S-1218LT	1.748	1.732	0.709	2.598	3.543	1.500
1.3/16	S-1219LT	1.778	1.732	0.709	2.598	3.543	1.530
1.1/4	S-1220LT	1.843	1.732	0.709	2.598	3.543	1.600
1.5/16	S-1221LT	1.941	1.732	0.787	2.598	3.543	1.690
1.3/8	S-1222LT	2.043	1.732	0.787	2.598	3.543	1.810
1.7/16	S-1223LT	2.073	1.732	0.787	2.598	3.543	1.830
1.1/2	S-1224LT	2.142	2.126	0.906	2.598	3.543	2.240
1.9/16	S-1225LT	2.299	2.126	0.906	2.598	3.543	2.430
1.5/8	S-1226LT	2.378	2.126	0.984	2.598	3.543	2.410
1.11/16	S-1227LT	2.378	2.126	0.984	2.598	3.543	2.410
1.3/4	S-1228LT	2.520	2.126	0.984	2.598	3.543	2.570
1.13/16	S-1229LT	2.550	2.126	0.984	2.598	3.543	2.600

IMPACT SOCKETS 3/4"

www.powermasteramerica.com

3/4"

IMPACT ACCESSORIES



METRIC HEX DRIVER SOCKETS

HEX A/F mm	MODEL NO.	BIT LENGTH	OAL mm	Wt Kg.
8	12M08H	12.0	62.0	0.240
10	12M10H	18.0	65.0	0.250
12	12M12H	25.0	75.0	0.300
14	12M14H	25.0	75.0	0.300
17	12M17H	35.0	88.0	0.450
19	12M19H	35.0	88.0	0.450
22	12M22H	40.0	93.0	0.500
24	12M24H	45.0	93.0	0.550
27	12M27H	45.0	100.0	0.700

FRACTIONAL HEX DRIVE SOCKETS

HEX A/F inch	MODEL NO.	BIT LENGTH	OAL inch	Wt lbs.
3/8	1206H	0.708	2.559	0.550
7/16	1207H	0.708	2.559	0.550
1/2	1208H	0.984	2.952	0.660
9/16	1209H	0.984	2.952	0.660
5/8	1210H	1.377	3.464	0.715
3/4	1212H	1.377	3.464	0.990
13/16	1213H	1.574	3.661	1.100
7/8	1214H	1.574	3.661	1.210
1	1216H	1.771	3.937	1.210

REGULAR EXTENSIONS

OAL mm (inch)	MODEL NO.	SHANK DIA mm (inch)	HEAD DIA mm (inch)	Wt Kg. (lbs.)
75 (3")	E1203	25.0 (0.984)	44.0 (1.732)	0.60 (1.32)
125 (5")	E1205			0.80 (1.76)
175 (7")	E1207			1.00 (2.20)
250 (10")	E1210	25.0 (0.984)	44.0 (1.732)	1.20 (2.64)
330 (13")	E1213			1.50 (3.30)



SQUARE ADAPTORS

SIZE	MODEL NO.	HEAD DIA mm (inch)	OAL mm (inch)	Wt Kg. (lbs.)
3/4" F X 1/2" M	A1208	44.0 (1.732)	56.0 (2.204)	0.33 (0.72)
3/4" F X 1" M	A1216		65.0 (2.559)	0.45 (0.99)



UNIVERSAL JOINT

SQUARE DRIVE	MODEL NO.	DIA mm (inch)	OAL mm (inch)	Wt Kg. (lbs.)
3/4"	U1212	44.0 (1.732)	94.0 (3.700)	0.60 (1.32)



DOUBLE MALE EXTENSIONS

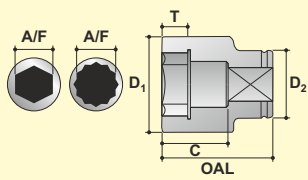
OAL mm (inch)	MODEL NO.	SHANK DIA mm (inch)	HEAD DIA mm (inch)	Wt Kg. (lbs.)
75 (3")	S1203	25.0 (0.984)	19.0 (0.750)	0.40 (0.88)
125 (5")	S1205			0.55 (1.21)
175 (7")	S1207			0.75 (1.65)
250 (10")	S1210	25.0 (0.984)	19.0 (0.750)	0.95 (2.09)
330 (13")	S1213			1.05 (2.31)
410 (16")	S1216			1.60 (3.50)



DOUBLE FEMALE ADAPTORS

SIZE	MODEL NO.	HEAD DIA mm (inch)	OAL mm (inch)	Wt Kg. (lbs.)
3/4" F X 1/2" F	AN1208	44.0 (1.732)	55.0 (2.165)	0.45 (0.99)
3/4" F X 1" F	AN1212		63.0 (2.480)	0.57 (1.25)





A/F Nominal size across flats
 D1 Max. outside dia. socket end
 D2 Max. outside dia. sq. drive end
 OAL Nominal overall length
 T Min. depth of socket form
 C Bolt clearance depth

IMPACT SOCKETS



METRIC HEXAGON



FRACTIONAL HEXAGON

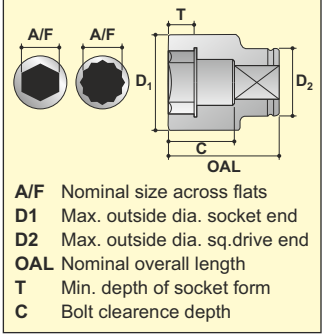


A/F mm	MODEL NO.	D1 mm	D2 mm	T mm	C mm	OAL mm	Wt. Kg.
19	S-16M19	36.0	51.0	14.0	25.0	55.0	0.51
20	S-16M20	36.0	51.0	14.0	25.0	55.0	0.50
21	S-16M21	38.0	51.0	14.0	25.0	55.0	0.52
22	S-16M22	40.0	51.0	14.0	25.0	55.0	0.53
23	S-16M23	40.0	51.0	14.0	25.0	55.0	0.52
24	S-16M24	42.0	51.0	16.0	27.0	57.0	0.55
25	S-16M25	43.0	51.0	16.0	27.0	57.0	0.55
26	S-16M26	45.0	51.0	16.0	27.0	57.0	0.56
27	S-16M27	46.0	51.0	16.0	27.0	57.0	0.57
28	S-16M28	47.0	51.0	16.0	27.0	57.0	0.57
29	S-16M29	48.0	51.0	18.0	29.0	59.0	0.59
30	S-16M30	49.0	54.0	18.0	29.0	59.0	0.66
31	S-16M31	50.0	54.0	18.0	29.0	59.0	0.66
32	S-16M32	52.0	54.0	18.0	29.0	59.0	0.68
33	S-16M33	54.0	54.0	18.0	29.0	59.0	0.69
34	S-16M34	54.0	54.0	20.0	31.0	61.0	0.70
35	S-16M35	54.0	54.0	20.0	31.0	61.0	0.69
36	S-16M36	57.0	54.0	20.0	31.0	61.0	0.78
37	S-16M37	57.0	54.0	20.0	31.0	61.0	0.76
38	S-16M38	59.0	54.0	22.0	34.0	64.0	0.84
39	S-16M39	60.0	54.0	22.0	34.0	64.0	0.88
40	S-16M40	60.0	54.0	22.0	34.0	64.0	0.85
41	S-16M41	62.0	54.0	22.0	34.0	64.0	0.90
42	S-16M42	64.0	54.0	24.0	36.0	66.0	0.97
43	S-16M43	65.0	54.0	24.0	36.0	66.0	0.98
44	S-16M44	66.0	54.0	24.0	36.0	66.0	0.98
45	S-16M45	68.0	54.0	24.0	36.0	66.0	1.03
46	S-16M46	68.0	54.0	26.0	38.0	68.0	1.02
47	S-16M47	71.0	54.0	26.0	38.0	68.0	1.12
48	S-16M48	71.0	54.0	26.0	38.0	68.0	1.08
49	S-16M49	74.0	54.0	28.0	40.0	70.0	1.17
50	S-16M50	74.0	54.0	28.0	40.0	70.0	1.17
51	S-16M51	77.0	62.0	28.0	40.0	70.0	1.40
52	S-16M52	77.0	62.0	28.0	40.0	70.0	1.40
54	S-16M54	79.0	62.0	28.0	40.0	70.0	1.42
55	S-16M55	79.0	62.0	30.0	44.0	74.0	1.45
56	S-16M56	80.0	62.0	30.0	44.0	74.0	1.46
57	S-16M57	84.0	62.0	30.0	44.0	74.0	1.59
58	S-16M58	84.0	62.0	30.0	44.0	74.0	1.59
59	S-16M59	87.0	62.0	32.0	47.0	77.0	1.75
60	S-16M60	87.0	62.0	32.0	47.0	77.0	1.75
62	S-16M62	90.0	62.0	34.0	49.0	79.0	1.89
65	S-16M65	93.0	62.0	36.0	51.0	81.0	1.99
70	S-16M70	99.0	86.0	38.0	54.0	84.0	2.81
75	S-16M75	104.0	86.0	40.0	56.0	89.0	3.08
80	S-16M80	112.0	86.0	42.0	58.0	91.0	3.54
85	S-16M85	119.0	86.0	44.0	60.0	93.0	3.85
90	S-16M90	122.0	86.0	46.0	62.0	95.0	3.84
95	S-16M95	130.0	106.0	48.0	64.0	97.0	5.13
100	S-16M100	134.0	106.0	50.0	66.0	99.0	5.20
105	S-16M105	142.0	106.0	52.0	68.0	101.0	5.83
110	S-16M110	147.0	106.0	54.0	72.0	105.0	6.00
115	S-16M115	153.0	127.0	56.0	72.0	105.0	7.36

A/F inch	MODEL NO.	D1 inch	D2 inch	T inch	C inch	OAL inch	Wt. lbs.
3/4	S-1612	1.417	2.008	0.551	0.984	2.165	1.13
13/16	S-1613	1.496	2.008	0.551	0.984	2.165	1.13
7/8	S-1614	1.575	2.008	0.551	0.984	2.165	1.14
15/16	S-1615	1.654	2.008	0.630	1.063	2.244	1.20
1	S-1616	1.772	2.008	0.630	1.063	2.244	1.24
1.1/16	S-1617	1.811	2.008	0.630	1.063	2.244	1.25
1.1/8	S-1618	1.890	2.008	0.709	1.142	2.323	1.29
1.3/16	S-1619	1.969	2.126	0.709	1.142	2.323	1.45
1.1/4	S-1620	2.047	2.126	0.709	1.142	2.323	1.49
1.5/16	S-1621	2.126	2.126	0.787	1.220	2.402	1.54
1.3/8	S-1622	2.126	2.126	0.787	1.220	2.402	1.51
1.7/16	S-1623	2.244	2.126	0.787	1.220	2.402	1.68
1.1/2	S-1624	2.323	2.126	0.866	1.339	2.520	1.86
1.9/16	S-1625	2.362	2.126	0.866	1.339	2.520	1.88
1.5/8	S-1626	2.520	2.126	0.945	1.417	2.598	2.13
1.11/16	S-1627	2.559	2.126	0.945	1.417	2.598	2.15
1.3/4	S-1628	2.677	2.126	0.945	1.417	2.598	2.27
1.13/16	S-1629	2.677	2.126	1.024	1.496	2.677	2.25
1.7/8	S-1630	2.795	2.126	1.024	1.496	2.677	2.37
1.15/16	S-1631	2.795	2.126	1.024	1.496	2.677	2.37
2	S-1632	2.963	2.126	1.102	1.575	2.756	2.67
2.1/16	S-1633	2.963	2.126	1.102	1.575	2.756	2.67
2.1/8	S-1634	3.110	2.441	1.102	1.575	2.756	3.13
2.3/16	S-1635	3.150	2.441	1.181	1.732	2.913	3.21
2.1/4	S-1636	3.307	2.441	1.181	1.732	2.913	3.50
2.5/16	S-1637	3.307	2.441	1.181	1.732	2.913	3.50
2.3/8	S-1638	3.405	2.441	1.260	1.850	3.031	3.77
2.7/16	S-1639	3.543	2.441	1.339	1.929	3.110	4.17
2.1/2	S-1640	3.543	2.441	1.339	1.929	3.110	4.17
2.9/16	S-1641	3.711	2.441	1.417	2.008	3.189	4.38
2.5/8	S-1642	3.711	2.441	1.417	2.008	3.189	4.38
2.11/16	S-1643	3.898	3.386	1.496	2.126	3.307	6.19
2.3/4	S-1644	3.898	3.386	1.496	2.126	3.307	6.19
2.13/16	S-1645	3.898	3.386	1.496	2.126	3.307	6.19
2.7/8	S-1646	4.094	3.386	1.575	2.205	3.504	6.77
2.15/16	S-1647	4.094	3.386	1.575	2.205	3.504	6.77
3	S-1648	4.094	3.386	1.575	2.205	3.504	6.77
3.1/16	S-1649	4.425	3.386	1.654	2.283	3.583	7.80
3.1/8	S-1650	4.425	3.386	1.654	2.283	3.583	7.80
3.3/16	S-1651	4.425	3.386	1.654	2.283	3.583	7.80
3.1/4	S-1652	4.651	3.386	1.732	2.362	3.661	8.13
3.5/16	S-1653	4.742	3.386	1.732	2.362	3.661	8.48
3.3/8	S-1654	4.742	3.386	1.732	2.362	3.661	8.48
3.7/16	S-1655	4.803	3.386	1.811	2.441	3.740	8.44
3.1/2	S-1656	4.803	3.386	1.811	2.441	3.740	8.44
3.5/8	S-1658	5.118	4.173	1.890	2.520	3.819	11.29
3.3/4	S-1660	5.118	4.173	1.890	2.520	3.819	11.29
3.7/8	S-1662	5.276	4.173	1.969	2.598	3.898	11.44
4	S-1664	5.591	4.173	2.047	2.677	3.976	12.82
4.1/8	S-1666	5.591	4.173	2.047	2.677	3.976	12.82
4.1/4	S-1668	5.727	4.173	2.126	2.835	4.134	13.05
4.3/8	S-1670	6.024	5.000	2.205	2.835	4.134	16.20
4.1/2	S-1672	6.024	5.000	2.205	2.835	4.134	16.20



IMPACT SOCKETS



METRIC DEEP HEXAGON

FRACTIONAL DEEP HEXAGON

A/F mm	MODEL NO.	D1 mm	D2 mm	T mm	C mm	OAL mm	Wt. Kg.
19	S-16M19L	36.0	51.0	14.0	72.0	102.0	0.79
20	S-16M20L	36.0	51.0	14.0	72.0	102.0	0.76
21	S-16M21L	38.0	51.0	14.0	72.0	102.0	0.81
22	S-16M22L	40.0	51.0	14.0	72.0	102.0	0.86
23	S-16M23L	40.0	51.0	14.0	72.0	102.0	0.84
24	S-16M24L	42.0	51.0	16.0	72.0	102.0	0.89
25	S-16M25L	43.0	51.0	16.0	72.0	102.0	0.90
26	S-16M26L	45.0	51.0	16.0	72.0	102.0	0.95
27	S-16M27L	46.0	51.0	16.0	72.0	102.0	0.97
28	S-16M28L	47.0	51.0	16.0	72.0	102.0	0.98
29	S-16M29L	48.0	51.0	18.0	72.0	102.0	0.99
30	S-16M30L	49.0	54.0	18.0	72.0	102.0	1.07
31	S-16M31L	50.0	54.0	18.0	72.0	102.0	1.09
32	S-16M32L	52.0	54.0	18.0	72.0	102.0	1.14
33	S-16M33L	54.0	54.0	18.0	72.0	102.0	1.19
34	S-16M34L	54.0	54.0	20.0	72.0	102.0	1.16
35	S-16M35L	54.0	54.0	20.0	72.0	102.0	1.13
36	S-16M36L	57.0	54.0	20.0	69.0	102.0	1.31
37	S-16M37L	57.0	54.0	20.0	69.0	102.0	1.28
38	S-16M38L	59.0	54.0	22.0	69.0	102.0	1.38
39	S-16M39L	60.0	54.0	22.0	69.0	102.0	1.41
40	S-16M40L	60.0	54.0	22.0	69.0	102.0	1.37
41	S-16M41L	62.0	54.0	22.0	69.0	102.0	1.45
42	S-16M42L	64.0	54.0	24.0	69.0	102.0	1.53
43	S-16M43L	66.0	54.0	24.0	69.0	102.0	1.61
44	S-16M44L	66.0	54.0	24.0	69.0	102.0	1.56
45	S-16M45L	68.0	54.0	24.0	69.0	102.0	1.65
46	S-16M46L	68.0	54.0	26.0	69.0	102.0	1.59
47	S-16M47L	71.0	54.0	26.0	67.0	102.0	1.73
48	S-16M48L	71.0	54.0	26.0	67.0	102.0	1.68
49	S-16M49L	74.0	54.0	28.0	80.0	110.0	1.96
50	S-16M50L	74.0	54.0	28.0	80.0	110.0	1.96
51	S-16M51L	77.0	62.0	28.0	75.0	110.0	2.23
52	S-16M52L	77.0	62.0	28.0	75.0	110.0	2.23
54	S-16M54L	79.0	62.0	28.0	75.0	110.0	2.26
55	S-16M55L	79.0	62.0	30.0	75.0	110.0	2.19
56	S-16M56L	80.0	62.0	30.0	75.0	110.0	2.21
57	S-16M57L	84.0	62.0	30.0	75.0	110.0	2.42
58	S-16M58L	84.0	62.0	30.0	75.0	110.0	2.42
59	S-16M59L	87.0	62.0	32.0	80.0	115.0	2.71
60	S-16M60L	87.0	62.0	32.0	80.0	115.0	2.71
62	S-16M62L	90.0	62.0	32.0	80.0	115.0	2.86
65	S-16M65L	93.0	62.0	34.0	80.0	115.0	2.90
70	S-16M70L	99.0	62.0	36.0	85.0	120.0	3.28
75	S-16M75L	104.0	86.0	38.0	85.0	120.0	4.17
80	S-16M80L	112.0	86.0	40.0	85.0	120.0	4.73
85	S-16M85L	119.0	86.0	42.0	90.0	125.0	5.27
90	S-16M90L	122.0	86.0	44.0	90.0	125.0	5.15
95	S-16M95L	130.0	106.0	46.0	95.0	130.0	6.91
100	S-16M100L	134.0	106.0	48.0	95.0	130.0	6.88
105	S-16M105L	142.0	106.0	50.0	95.0	130.0	7.58
110	S-16M110L	147.0	106.0	52.0	105.0	140.0	8.38
115	S-16M115L	153.0	127.0	54.0	105.0	140.0	9.81

A/F inch	MODEL NO.	D1 inch	D2 inch	T inch	C inch	OAL inch	Wt. lbs.
3/4	S-1612L	1.417	2.008	0.551	2.835	4.016	1.73
13/16	S-1613L	1.496	2.008	0.551	2.835	4.016	1.78
7/8	S-1614L	1.575	2.008	0.551	2.835	4.016	1.85
15/16	S-1615L	1.654	2.008	0.630	2.835	4.016	1.95
1	S-1616L	1.772	2.008	0.630	2.835	4.016	2.10
1.1/16	S-1617L	1.811	2.008	0.630	2.835	4.016	2.13
1.1/8	S-1618L	1.890	2.008	0.709	2.835	4.016	2.18
1.3/16	S-1619L	1.969	2.126	0.709	2.835	4.016	2.39
1.1/4	S-1620L	2.047	2.126	0.709	2.835	4.016	2.51
1.5/16	S-1621L	2.126	2.126	0.787	2.835	4.016	2.56
1.3/8	S-1622L	2.126	2.126	0.787	2.835	4.016	2.49
1.7/16	S-1623L	2.244	2.126	0.787	2.717	4.016	2.82
1.1/2	S-1624L	2.323	2.126	0.866	2.717	4.016	3.03
1.9/16	S-1625L	2.362	2.126	0.866	2.717	4.016	3.02
1.5/8	S-1626L	2.520	2.126	0.945	2.717	4.016	3.36
1.11/16	S-1627L	2.596	2.126	0.945	2.717	4.016	3.53
1.3/4	S-1628L	2.677	2.126	0.945	2.717	4.016	3.62
1.13/16	S-1629L	2.677	2.126	1.024	2.717	4.016	3.49
1.7/8	S-1630L	2.795	2.126	1.024	2.638	4.016	3.69
1.15/16	S-1631L	2.795	2.126	1.024	2.638	4.016	3.69
2	S-1632L	2.963	2.126	1.102	3.150	4.331	4.41
2.1/16	S-1633L	2.923	2.126	1.102	3.150	4.331	4.41
2.1/8	S-1634L	3.110	2.441	1.181	2.953	4.331	4.81
2.3/16	S-1635L	3.150	2.441	1.181	2.953	4.331	4.85
2.1/4	S-1636L	3.307	2.441	1.181	2.953	4.331	5.32
2.5/16	S-1637L	2.598	2.126	0.945	2.717	4.016	3.44
2.3/8	S-1638L	3.405	2.441	1.260	3.150	4.528	6.04
2.7/16	S-1639L	3.543	2.441	1.260	3.150	4.528	6.30
2.1/2	S-1640L	2.796	2.126	1.024	2.638	4.016	3.81
2.9/16	S-1641L	3.741	2.441	1.339	3.150	4.528	6.38
2.5/8	S-1642L	3.741	2.441	1.339	3.150	4.528	6.38
2.11/16	S-1643L	3.031	2.441	1.102	2.953	4.331	4.90
2.3/4	S-1644L	3.898	2.441	1.417	3.346	4.724	7.22
2.13/16	S-1645L	3.898	2.441	1.417	3.346	4.724	7.22
2.7/8	S-1646L	4.094	3.386	1.496	3.346	4.724	9.18
2.15/16	S-1647L	4.094	3.386	1.496	3.346	4.724	9.18
3	S-1648L	4.094	3.386	1.496	3.346	4.724	9.18
3.1/16	S-1649L	4.425	3.386	1.575	3.346	4.724	10.40
3.1/8	S-1650L	4.425	3.386	1.575	3.346	4.724	10.40
3.3/16	S-1651L	4.425	3.386	1.575	3.346	4.724	10.40
3.1/4	S-1652L	4.651	3.386	1.654	3.543	4.921	10.84
3.5/16	S-1653L	4.751	3.386	1.654	3.543	4.921	11.60
3.3/8	S-1654L	4.751	3.386	1.654	3.543	4.921	11.60
3.7/16	S-1655L	4.803	3.386	1.732	3.543	4.921	11.45
3.1/2	S-1656L	4.803	3.386	1.732	3.543	4.921	11.45
3.5/8	S-1658L	5.118	4.173	1.811	3.740	5.118	15.20
3.3/4	S-1660L	5.118	4.173	1.811	3.740	5.118	15.20
3.7/8	S-1662L	5.276	4.173	1.890	3.740	5.118	15.14
4	S-1664L	5.591	4.173	1.969	3.740	5.118	16.68
4.1/8	S-1666L	5.591	4.173	1.969	3.740	5.118	16.68
4.1/4	S-1668L	5.787	4.173	2.047	4.134	5.512	18.58
4.3/8	S-1670L	6.024	5.000	2.126	4.134	5.512	21.59
4.1/2	S-1672L	6.024	5.000	2.126	4.134	5.512	21.59

IMPACT SOCKETS



METRIC BIHEXAGON



A/F mm	MODEL NO.	D1 mm	D2 mm	T mm	C mm	OAL mm	Wt. Kg.
19	16M19DH	36.0	51.0	14.0	25.0	55.0	0.51
20	16M20DH	36.0	51.0	14.0	25.0	55.0	0.50
21	16M21DH	38.0	51.0	14.0	25.0	55.0	0.52
22	16M22DH	40.0	51.0	14.0	25.0	55.0	0.53
23	16M23DH	40.0	51.0	14.0	25.0	55.0	0.52
24	16M24DH	42.0	51.0	16.0	27.0	57.0	0.55
25	16M25DH	43.0	51.0	16.0	27.0	57.0	0.55
26	16M26DH	45.0	51.0	16.0	27.0	57.0	0.56
27	16M27DH	46.0	51.0	16.0	27.0	57.0	0.57
28	16M28DH	47.0	51.0	16.0	27.0	57.0	0.57
29	16M29DH	48.0	51.0	18.0	29.0	59.0	0.59
30	16M30DH	49.0	54.0	18.0	29.0	59.0	0.66
31	16M31DH	50.0	54.0	18.0	29.0	59.0	0.66
32	16M32DH	52.0	54.0	18.0	29.0	59.0	0.68
33	16M33DH	54.0	54.0	18.0	29.0	59.0	0.69
34	16M34DH	54.0	54.0	20.0	31.0	61.0	0.70
35	16M35DH	54.0	54.0	20.0	31.0	61.0	0.69
36	16M36DH	57.0	54.0	20.0	31.0	61.0	0.78
37	16M37DH	57.0	54.0	20.0	31.0	61.0	0.76
38	16M38DH	59.0	54.0	22.0	34.0	64.0	0.84
39	16M39DH	60.0	54.0	22.0	34.0	64.0	0.88
40	16M40DH	60.0	54.0	22.0	34.0	64.0	0.85
41	16M41DH	62.0	54.0	22.0	34.0	64.0	0.90
42	16M42DH	64.0	54.0	24.0	36.0	66.0	0.97
43	16M43DH	65.0	54.0	24.0	36.0	66.0	0.98
44	16M44DH	66.0	54.0	24.0	36.0	66.0	0.98
45	16M45DH	68.0	54.0	24.0	36.0	66.0	1.03
46	16M46DH	68.0	54.0	26.0	38.0	68.0	1.02
47	16M47DH	71.0	54.0	26.0	38.0	68.0	1.12
48	16M48DH	71.0	54.0	26.0	38.0	68.0	1.08
49	16M49DH	74.0	54.0	28.0	40.0	70.0	1.17
50	16M50DH	74.0	54.0	28.0	40.0	70.0	1.17
51	16M51DH	77.0	62.0	28.0	40.0	70.0	1.40
52	16M52DH	77.0	62.0	28.0	40.0	70.0	1.40
54	16M54DH	79.0	62.0	28.0	40.0	70.0	1.42
55	16M55DH	79.0	62.0	30.0	44.0	74.0	1.45
56	16M56DH	80.0	62.0	30.0	44.0	74.0	1.46
57	16M57DH	84.0	62.0	30.0	44.0	74.0	1.59
58	16M58DH	84.0	62.0	30.0	44.0	74.0	1.59
59	16M59DH	87.0	62.0	32.0	47.0	77.0	1.75
60	16M60DH	87.0	62.0	32.0	47.0	77.0	1.75
62	16M62DH	90.0	62.0	34.0	49.0	79.0	1.89
65	16M65DH	93.0	62.0	36.0	51.0	81.0	1.99
70	16M70DH	99.0	86.0	38.0	54.0	84.0	2.81
75	16M75DH	104.0	86.0	40.0	56.0	89.0	3.08
80	16M80DH	112.0	86.0	42.0	58.0	91.0	3.54
85	16M85DH	119.0	86.0	44.0	60.0	93.0	3.85
90	16M90DH	122.0	86.0	46.0	62.0	95.0	3.84
95	16M95DH	130.0	106.0	48.0	64.0	97.0	5.13

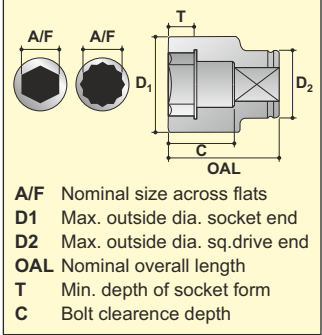
FRACTIONAL BIHEXAGON



A/F inch	MODEL NO.	D1 inch	D2 inch	T inch	C inch	OAL inch	Wt. lbs.
3/4	1612DH	1.417	2.008	0.551	0.984	2.165	1.13
13/16	1613DH	1.496	2.008	0.551	0.984	2.165	1.13
7/8	1614DH	1.575	2.008	0.551	0.984	2.165	1.14
15/16	1615DH	1.654	2.008	0.630	1.063	2.244	1.20
1	1616DH	1.772	2.008	0.630	1.063	2.244	1.24
1.1/16	1617DH	1.811	2.008	0.630	1.063	2.244	1.25
1.1/8	1618DH	1.890	2.008	0.709	1.142	2.323	1.29
1.3/16	1619DH	1.969	2.126	0.709	1.142	2.323	1.45
1.1/4	1620DH	2.047	2.126	0.709	1.142	2.323	1.49
1.5/16	1621DH	2.126	2.126	0.787	1.220	2.402	1.54
1.3/8	1622DH	2.126	2.126	0.787	1.220	2.402	1.51
1.7/16	1623DH	2.244	2.126	0.787	1.220	2.402	1.68
1.1/2	1624DH	2.323	2.126	0.866	1.339	2.520	1.86
1.9/16	1625DH	2.362	2.126	0.866	1.339	2.520	1.88
1.5/8	1626DH	2.520	2.126	0.945	1.417	2.598	2.13
1.11/16	1627DH	2.559	2.126	0.945	1.417	2.598	2.15
1.3/4	1628DH	2.677	2.126	0.945	1.417	2.598	2.27
1.13/16	1629DH	2.677	2.126	1.024	1.496	2.677	2.25
1.7/8	1630DH	2.795	2.126	1.024	1.496	2.677	2.37
1.15/16	1631DH	2.795	2.126	1.024	1.496	2.677	2.37
2	1632DH	2.963	2.126	1.102	1.575	2.756	2.67
2.1/16	1633DH	2.963	2.126	1.102	1.575	2.756	2.67
2.1/8	1634DH	3.110	2.441	1.102	1.575	2.756	3.13
2.3/16	1635DH	3.150	2.441	1.181	1.732	2.913	3.21
2.1/4	1636DH	3.307	2.441	1.181	1.732	2.913	3.50
2.5/16	1637DH	3.307	2.441	1.181	1.732	2.913	3.50
2.3/8	1638DH	3.405	2.441	1.260	1.850	3.031	3.77
2.7/16	1639DH	3.543	2.441	1.339	1.929	3.110	4.17
2.1/2	1640DH	3.543	2.441	1.339	1.929	3.110	4.17
2.9/16	1641DH	3.711	2.441	1.417	2.008	3.189	4.38
2.5/8	1642DH	3.711	2.441	1.417	2.008	3.189	4.38
2.11/16	1643DH	3.898	3.386	1.496	2.126	3.307	6.19
2.3/4	1644DH	3.898	3.386	1.496	2.126	3.307	6.19
2.13/16	1645DH	3.898	3.386	1.496	2.126	3.307	6.19
2.7/8	1646DH	4.094	3.386	1.575	2.205	3.504	6.77
2.15/16	1647DH	4.094	3.386	1.575	2.205	3.504	6.77
3	1648DH	4.094	3.386	1.575	2.205	3.504	6.77
3.1/16	1649DH	4.425	3.386	1.654	2.283	3.583	7.80
3.1/8	1650DH	4.425	3.386	1.654	2.283	3.583	7.80
3.3/16	1651DH	4.425	3.386	1.654	2.283	3.583	7.80
3.1/4	1652DH	4.651	3.386	1.732	2.362	3.661	8.13
3.5/16	1653DH	4.742	3.386	1.732	2.362	3.661	8.48
3.3/8	1654DH	4.742	3.386	1.732	2.362	3.661	8.48
3.7/16	1655DH	4.803	3.386	1.811	2.441	3.740	8.44
3.1/2	1656DH	4.803	3.386	1.811	2.441	3.740	8.44
3.5/8	1658DH	5.118	4.173	1.890	2.520	3.819	11.29
3.3/4	1660DH	5.118	4.173	1.890	2.520	3.819	11.29
3.7/8	1662DH	5.276	4.173	1.969	2.598	3.898	11.44



IMPACT SOCKETS



METRIC BISQUARE

A/F mm	MODEL NO.	D1 mm	D2 mm	T mm	C mm	OAL mm	Wt. Kg.
32	16M32DS	65.0	54.0	21.0	28.0	58.0	0.86
33	16M33DS	65.0	54.0	21.0	28.0	58.0	0.86
34	16M34DS	68.0	54.0	21.0	31.0	61.0	0.90
35	16M35DS	68.0	54.0	21.0	31.0	61.0	0.90
36	16M36DS	71.0	54.0	25.0	31.0	61.0	0.92
38	16M38DS	74.0	54.0	25.0	35.0	65.0	1.15
39	16M39DS	74.0	54.0	25.0	35.0	65.0	1.15
40	16M40DS	77.0	54.0	25.0	35.0	65.0	1.16
41	16M41DS	77.0	54.0	28.0	35.0	65.0	1.16
42	16M42DS	80.0	54.0	28.0	35.0	65.0	1.36
43	16M43DS	80.0	54.0	28.0	40.0	70.0	1.46
46	16M46DS	86.0	54.0	28.0	40.0	70.0	1.50
50	16M50DS	90.0	54.0	28.0	43.0	73.0	1.70
51	16M51DS	93.0	54.0	28.0	43.0	73.0	1.80
54	16M54DS	98.0	54.0	28.0	47.0	77.0	2.25
55	16M55DS	98.0	54.0	30.0	47.0	77.0	2.25
57	16M57DS	103.0	86.0	30.0	47.0	77.0	2.95
60	16M60DS	106.0	86.0	32.0	53.0	83.0	3.20
65	16M65DS	112.0	86.0	38.0	56.0	86.0	3.65

FRACTIONAL BISQUARE

A/F inch	MODEL NO.	D1 inch	D2 inch	T inch	C inch	OAL inch	Wt. lbs.
1.1/4	1620DS	2.559	2.125	0.826	1.141	2.283	1.89
1.5/16	1621DS	2.559	2.125	0.826	1.141	2.283	1.89
1.3/8	1622DS	2.677	2.125	0.826	1.220	2.401	1.98
1.7/16	1623DS	2.795	2.125	0.984	1.220	2.401	2.02
1.1/2	1624DS	2.913	2.125	0.984	1.377	2.559	2.53
1.9/16	1625DS	2.834	2.125	0.984	1.377	2.559	2.55
1.5/8	1626DS	3.031	2.125	1.102	1.377	2.559	2.55
1.11/16	1627DS	3.149	2.125	1.102	1.574	2.755	3.30
1.3/4	1628DS	3.267	2.125	1.102	1.574	2.755	3.30
1.13/16	1629DS	3.385	2.125	1.102	1.574	2.755	3.52
1.7/8	1630DS	3.503	2.125	1.102	1.574	2.755	3.52
2	1632DS	3.661	2.125	1.102	1.692	2.874	3.96
2.1/16	1633DS	3.779	2.125	1.102	1.692	2.874	4.95
2.1/8	1634DS	3.779	2.125	1.102	1.850	3.031	4.95
2.3/16	1635DS	3.937	2.125	1.181	1.850	3.031	6.49
2.1/4	1636DS	4.055	3.385	1.181	2.007	3.188	6.49
2.3/8	1638DS	4.173	3.385	1.259	2.086	3.267	7.04
2.1/2	1640DS	4.409	3.385	1.259	2.204	3.385	8.47

METRIC DEEP BISQUARE

A/F mm	MODEL NO.	D1 mm	D2 mm	T mm	C mm	OAL mm	Wt. Kg.
32	16M32LDS	65.0	54.0	21.0	80.0	110.0	1.46
33	16M33LDS	65.0	54.0	21.0	80.0	110.0	1.46
34	16M34LDS	68.0	54.0	21.0	80.0	110.0	1.50
35	16M35LDS	68.0	54.0	21.0	80.0	110.0	1.50
36	16M36LDS	71.0	54.0	25.0	80.0	110.0	1.52
38	16M38LDS	74.0	54.0	25.0	80.0	110.0	1.75
39	16M39LDS	74.0	54.0	25.0	80.0	110.0	1.75
40	16M40LDS	77.0	54.0	25.0	80.0	110.0	1.76
41	16M41LDS	77.0	54.0	28.0	80.0	110.0	1.76
42	16M42LDS	80.0	54.0	28.0	80.0	110.0	1.96
43	16M43LDS	80.0	54.0	28.0	80.0	110.0	2.16
46	16M46LDS	86.0	54.0	28.0	80.0	110.0	2.30
50	16M50LDS	90.0	54.0	28.0	80.0	110.0	2.50
51	16M51LDS	93.0	54.0	28.0	80.0	110.0	2.60
54	16M54LDS	98.0	54.0	28.0	80.0	110.0	2.95
55	16M55LDS	98.0	54.0	30.0	80.0	110.0	2.95
57	16M57LDS	103.0	86.0	30.0	80.0	110.0	3.65
60	16M60LDS	106.0	86.0	32.0	100.0	130.0	4.00
65	16M65LDS	112.0	86.0	38.0	100.0	130.0	4.55

FRACTIONAL DEEP BISQUARE

A/F inch	MODEL NO.	D1 inch	D2 inch	T inch	C inch	OAL inch	Wt. lbs.
1.1/4	1620LDS	2.559	2.125	0.826	3.149	4.330	3.21
1.5/16	1621LDS	2.559	2.125	0.826	3.149	4.330	3.21
1.3/8	1622LDS	2.677	2.125	0.826	3.149	4.330	3.30
1.7/16	1623LDS	2.795	2.125	0.984	3.149	4.330	3.34
1.1/2	1624LDS	2.913	2.125	0.984	3.149	4.330	3.85
1.9/16	1625LDS	2.834	2.125	0.984	3.149	4.330	3.87
1.5/8	1626LDS	3.031	2.125	1.102	3.149	4.330	3.87
1.11/16	1627LDS	3.149	2.125	1.102	3.149	4.330	4.75
1.3/4	1628LDS	3.267	2.125	1.102	3.149	4.330	4.84
1.13/16	1629LDS	3.385	2.125	1.102	3.149	4.330	5.06
1.7/8	1630LDS	3.503	2.125	1.102	3.149	4.330	5.28
2	1632LDS	3.661	2.125	1.102	3.149	4.330	5.72
2.1/16	1633LDS	3.779	2.125	1.102	3.149	4.330	6.49
2.1/8	1634LDS	3.779	2.125	1.102	3.149	4.330	6.49
2.3/16	1635LDS	3.937	2.125	1.181	3.149	4.330	8.03
2.1/4	1636LDS	4.055	3.385	1.181	3.149	4.330	8.03
2.3/8	1638LDS	4.173	3.385	1.259	3.937	5.118	8.80
2.1/2	1640LDS	4.409	3.385	1.259	3.937	5.118	10.01

IMPACT SOCKETS THINWALL



METRIC HEXAGON



A/F mm	MODEL NO.	D1 mm	D2 mm	T mm	C mm	OAL mm	Wt. Kg.
22	S-16M22T	35.6	51.0	14.0	25.0	55.0	0.48
23	S-16M23T	37.0	51.0	14.0	25.0	55.0	0.48
24	S-16M24T	38.0	51.0	16.0	27.0	57.0	0.50
25	S-16M25T	39.5	51.0	16.0	27.0	57.0	0.50
26	S-16M26T	40.8	51.0	16.0	27.0	57.0	0.51
27	S-16M27T	42.0	51.0	16.0	27.0	57.0	0.52
28	S-16M28T	43.3	51.0	16.0	27.0	57.0	0.52
29	S-16M29T	44.5	51.0	18.0	29.0	59.0	0.54
30	S-16M30T	45.9	51.0	18.0	29.0	59.0	0.55
31	S-16M31T	47.0	51.0	18.0	29.0	59.0	0.55
32	S-16M32T	48.3	51.0	18.0	29.0	59.0	0.56
33	S-16M33T	49.5	51.0	18.0	29.0	59.0	0.56
34	S-16M34T	51.0	51.0	20.0	31.0	61.0	0.59
35	S-16M35T	52.0	54.0	20.0	31.0	61.0	0.65
36	S-16M36T	53.4	54.0	20.0	31.0	61.0	0.69
37	S-16M37T	54.0	54.0	20.0	31.0	61.0	0.69
38	S-16M38T	55.9	54.0	22.0	34.0	64.0	0.75
39	S-16M39T	57.1	54.0	22.0	34.0	64.0	0.78
40	S-16M40T	58.1	54.0	22.0	34.0	64.0	0.79
41	S-16M41T	59.9	54.0	22.0	34.0	64.0	0.82
42	S-16M42T	60.9	54.0	24.0	36.0	66.0	0.85
43	S-16M43T	62.0	54.0	24.0	36.0	66.0	0.86
44	S-16M44T	63.4	54.0	24.0	36.0	66.0	0.88
45	S-16M45T	64.6	54.0	24.0	36.0	66.0	0.89
46	S-16M46T	65.9	54.0	26.0	38.0	68.0	0.93

FRACTIONAL HEXAGON



A/F inch	MODEL NO.	D1 inch	D2 inch	T inch	C inch	OAL inch	Wt. lbs.
7/8	S-1614T	1.457	2.008	0.551	0.984	2.165	1.06
15/16	S-1615T	1.508	2.008	0.630	1.063	2.244	1.10
1	S-1616T	1.606	2.008	0.630	1.063	2.244	1.12
1.1/16	S-1617T	1.654	2.008	0.630	1.063	2.244	1.13
1.1/8	S-1618T	1.752	2.008	0.709	1.142	2.323	1.18
1.3/16	S-1619T	1.850	2.008	0.709	1.142	2.323	1.21
1.1/4	S-1620T	1.902	2.008	0.709	1.142	2.323	1.23
1.5/16	S-1621T	2.008	2.008	0.787	1.220	2.402	1.29
1.3/8	S-1622T	2.047	2.126	0.787	1.220	2.402	1.44
1.7/16	S-1623T	2.126	2.126	0.787	1.220	2.402	1.51
1.1/2	S-1624T	2.201	2.126	0.866	1.339	2.520	1.65
1.9/16	S-1625T	2.287	2.126	0.866	1.339	2.520	1.73
1.5/8	S-1626T	2.398	2.126	0.945	1.417	2.598	1.87
1.11/16	S-1627T	2.437	2.126	0.945	1.417	2.598	1.89
1.3/4	S-1628T	2.543	2.126	0.945	1.417	2.598	1.97
1.13/16	S-1629T	2.594	2.126	1.024	1.496	2.677	2.05

METRIC DEEP HEXAGON



A/F mm	MODEL NO.	D1 mm	D2 mm	T mm	C mm	OAL mm	Wt. Kg.
22	S-16M22LT	35.6	54.0	14.0	80.0	110.0	1.05
23	S-16M23LT	37.0	54.0	14.0	80.0	110.0	1.05
24	S-16M24LT	38.3	54.0	16.0	80.0	110.0	1.05
25	S-16M25LT	39.5	54.0	16.0	80.0	110.0	1.10
26	S-16M26LT	40.8	54.0	16.0	80.0	110.0	1.10
27	S-16M27LT	42.0	54.0	16.0	80.0	110.0	1.10
28	S-16M28LT	43.3	54.0	16.0	80.0	110.0	1.15
29	S-16M29LT	44.5	54.0	16.0	80.0	110.0	1.15
30	S-16M30LT	45.9	54.0	21.0	80.0	110.0	1.22
31	S-16M31LT	47.0	54.0	21.0	80.0	110.0	1.21
32	S-16M32LT	48.3	54.0	21.0	80.0	110.0	1.25
33	S-16M33LT	49.5	54.0	21.0	80.0	110.0	1.27
34	S-16M34LT	50.8	54.0	21.0	80.0	110.0	1.30
35	S-16M35LT	52.0	54.0	21.0	80.0	110.0	1.30
36	S-16M36LT	53.4	54.0	25.0	80.0	110.0	1.30
37	S-16M37LT	54.0	54.0	25.0	80.0	110.0	1.45
38	S-16M38LT	55.9	54.0	25.0	80.0	110.0	1.50
39	S-16M39LT	57.1	54.0	25.0	80.0	110.0	1.60
40	S-16M40LT	58.1	54.0	25.0	80.0	110.0	1.60
41	S-16M41LT	59.9	54.0	28.0	80.0	110.0	1.60
42	S-16M42LT	60.9	54.0	28.0	80.0	110.0	1.65
43	S-16M43LT	61.9	54.0	28.0	80.0	110.0	1.70
44	S-16M44LT	63.4	54.0	28.0	80.0	110.0	1.70
45	S-16M45LT	64.6	54.0	28.0	80.0	110.0	1.70
46	S-16M46LT	65.9	54.0	28.0	80.0	110.0	2.15

FRACTIONAL DEEP HEXAGON



A/F inch	MODEL NO.	D1 inch	D2 inch	T inch	C inch	OAL inch	Wt. lbs.
7/8	S-1614LT	1.417	2.125	0.629	3.149	4.330	2.21
15/16	S-1615LT	1.507	2.125	0.629	3.149	4.330	2.21
1	S-1616LT	1.574	2.125	0.629	3.149	4.330	2.42
1.1/16	S-1617LT	1.653	2.125	0.629	3.149	4.330	2.53
1.1/8	S-1618LT	1.728	2.125	0.629	3.149	4.330	2.53
1.3/16	S-1619LT	1.807	2.125	0.826	3.149	4.330	2.70
1.1/4	S-1620LT	1.889	2.125	0.826	3.149	4.330	2.75
1.5/16	S-1621LT	1.968	2.125	0.826	3.149	4.330	2.95
1.3/8	S-1622LT	2.047	2.125	0.826	3.149	4.330	2.86
1.7/16	S-1623LT	2.125	2.125	0.984	3.149	4.330	3.22
1.1/2	S-1624LT	2.200	2.125	0.984	3.149	4.330	3.30
1.9/16	S-1625LT	2.283	2.125	0.984	3.149	4.330	3.52
1.5/8	S-1626LT	2.358	2.125	1.102	3.149	4.330	3.52
1.11/16	S-1627LT	2.437	2.125	1.102	3.149	4.330	3.52
1.3/4	S-1628LT	2.519	2.125	1.102	3.149	4.330	3.74
1.13/16	S-1629LT	2.594	2.125	1.102	3.149	4.330	3.74





IMPACT ACCESSORIES

METRIC HEX DRIVER SOCKETS

HEX A/F mm	MODEL NO.	BIT LENGTH	OAL mm	Wt Kg.
10	16M10H	20.0	85.0	0.60
12	16M12H	25.0	90.0	0.65
14	16M14H	25.0	90.0	0.75
17	16M17H	30.0	95.0	0.80
19	16M19H	30.0	95.0	0.80
22	16M22H	45.0	115.0	0.90
24	16M24H	45.0	115.0	0.95
27	16M27H	50.0	120.0	1.15
30	16M30H	50.0	120.0	1.20
32	16M32H	50.0	120.0	1.30
36	16M36H	50.0	120.0	1.30

FRACTIONAL HEX DRIVE SOCKETS

HEX A/F inch	MODEL NO	BIT LENGTH	OAL inch	Wt lbs.
1/2	1608H	0.984	3.543	1.43
9/16	1609H	0.984	3.543	1.65
5/8	1610H	1.181	3.740	1.65
3/4	1612H	1.181	3.740	1.76
13/16	1613H	1.771	4.527	1.87
7/8	1614H	1.771	4.527	1.98
1	1616H	1.968	4.724	2.20
1.1/16	1617H	1.968	4.724	2.20
1.1/8	1618H	1.968	4.724	2.42
1.3/16	1619H	1.968	4.724	2.64
1.1/4	1620H	1.968	4.724	2.86

REGULAR EXTENSIONS

OAL mm (inch)	MODEL NO.	SHANK DIA mm (inch)	HEAD DIA mm (inch)	Wt Kg. (lbs.)
100 (4")	E1604	36.0 (1.417)	54.0 (2.125)	1.10 (2.42)
125 (5")	E1605			1.30 (2.86)
150 (6")	E1606			1.50 (3.30)
180 (7")	E1607	36.0 (1.417)	54.0 (2.125)	1.75 (3.85)
250 (10")	E1610			2.00 (4.40)
330 (13")	E1613			2.45 (5.39)



SQUARE ADAPTORS

SIZE	MODEL NO.	HEAD DIA mm (inch)	OAL mm (inch)	Wt Kg. (lbs.)
1" F X 3/4" M	A1612	54.0 (2.125)	70.0 (2.755)	0.64 (1.40)
1" F X 1.1/2" M	A1624		90.0 (3.543)	0.90 (1.98)
1" F X #5 M	A1695		110.0 (4.330)	1.20 (2.64)



UNIVERSAL JOINT

SQUARE DRIVE	MODEL NO.	DIA mm (inch)	OAL mm (inch)	Wt Kg. (lbs.)
1"	U1616	54.0 (2.125)	117.0 (4.606)	1.20 (2.64)



DOUBLE MALE EXTENSIONS

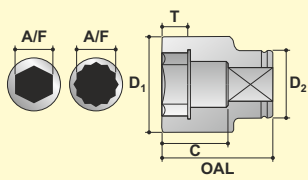
OAL mm (inch)	MODEL NO.	SHANK DIA mm (inch)	HEAD DIA mm (inch)	Wt Kg. (lbs.)
75 (3")	S1603	35.0 (1.377)	25.0 (1.000)	0.70 (1.54)
125 (5")	S1605			1.00 (2.20)
180 (7")	S1607			1.45 (3.19)
250 (10")	S1610	35.0 (1.377)	25.0 (1.000)	1.70 (3.74)
330 (13")	S1613			2.20 (4.84)
380 (15")	S1615	35.0 (1.377)	25.0 (1.000)	2.50 (5.50)
430 (17")	S1617			3.00 (6.60)



DOUBLE FEMALE ADAPTORS

SIZE	MODEL NO.	HEAD DIA mm (inch)	OAL mm (inch)	Wt Kg. (lbs.)
1" F X 3/4" F	AN1612	54.0 (2.125)	65.0 (2.559)	0.75 (1.65)
1" F X 1" F	AN1616		70.0 (2.755)	0.95 (2.09)
1" F X 1.1/2" F	AN1624		80.0 (3.149)	1.10 (2.42)





A/F Nominal size across flats
D1 Max. outside dia. socket end
D2 Max. outside dia. sq. drive end
OAL Nominal overall length
T Min. depth of socket form
C Bolt clearance depth

IMPACT SOCKETS

1 1/2"



METRIC HEXAGON



A/F mm	MODEL NO.	D1 mm	D2 mm	T mm	C mm	OAL mm	Wt. Kg.
32	S-24M32	58.0	82.0	19.0	33.0	75.0	1.91
33	S-24M33	59.0	82.0	19.0	33.0	75.0	1.91
34	S-24M34	60.0	82.0	20.0	33.0	75.0	1.91
35	S-24M35	62.0	82.0	21.0	35.0	77.0	1.97
36	S-24M36	63.0	82.0	21.0	35.0	77.0	1.97
37	S-24M37	64.0	82.0	21.0	35.0	77.0	1.97
38	S-24M38	65.0	84.0	21.0	35.0	77.0	2.07
39	S-24M39	67.0	84.0	22.0	36.0	78.0	2.12
40	S-24M40	68.0	84.0	22.0	36.0	78.0	2.13
41	S-24M41	69.0	84.0	23.0	37.0	79.0	2.14
42	S-24M42	70.0	84.0	23.0	37.0	79.0	2.15
43	S-24M43	71.0	84.0	24.0	38.0	80.0	2.17
44	S-24M44	73.0	84.0	24.0	38.0	80.0	2.20
45	S-24M45	74.0	84.0	25.0	39.0	81.0	2.22
46	S-24M46	75.0	86.0	26.0	40.0	82.0	2.35
47	S-24M47	77.0	86.0	26.0	40.0	82.0	2.38
48	S-24M48	78.0	86.0	26.0	40.0	82.0	2.39
49	S-24M49	79.0	86.0	27.0	41.0	83.0	2.41
50	S-24M50	80.0	86.0	27.0	41.0	83.0	2.42
51	S-24M51	81.0	86.0	27.0	41.0	83.0	2.42
52	S-24M52	82.0	86.0	28.0	42.0	84.0	2.45
54	S-24M54	84.0	86.0	28.0	42.0	84.0	2.47
55	S-24M55	86.0	86.0	29.0	43.0	85.0	2.52
56	S-24M56	88.0	86.0	29.0	43.0	85.0	2.71
57	S-24M57	88.0	86.0	29.0	43.0	85.0	2.67
58	S-24M58	90.0	86.0	30.0	44.0	86.0	2.78
59	S-24M59	90.0	86.0	32.0	46.0	88.0	2.75
60	S-24M60	90.0	86.0	32.0	46.0	88.0	2.75
61	S-24M61	94.0	86.0	32.0	46.0	88.0	2.92
62	S-24M62	94.0	86.0	32.0	46.0	88.0	2.92
65	S-24M65	98.0	86.0	34.0	48.0	90.0	3.09
67	S-24M67	101.0	86.0	36.0	50.0	92.0	3.26
70	S-24M70	104.0	86.0	38.0	53.0	95.0	3.40
73	S-24M73	108.0	86.0	40.0	55.0	97.0	3.71
75	S-24M75	111.0	86.0	42.0	59.0	101.0	4.04
76	S-24M76	118.0	86.0	44.0	61.0	103.0	4.41
80	S-24M80	118.0	86.0	44.0	61.0	103.0	4.41
85	S-24M85	124.0	86.0	48.0	66.0	108.0	4.88
86	S-24M86	124.0	86.0	50.0	68.0	110.0	4.82
90	S-24M90	130.0	106.0	53.0	71.0	113.0	6.24
95	S-24M95	135.0	106.0	56.0	74.0	116.0	6.56
100	S-24M100	143.0	106.0	59.0	77.0	119.0	7.48
105	S-24M105	148.0	106.0	62.0	82.0	124.0	7.93
110	S-24M110	154.0	106.0	65.0	85.0	127.0	8.51
115	S-24M115	161.0	127.0	68.0	88.0	130.0	10.48
120	S-24M120	168.0	127.0	71.0	91.0	133.0	11.38
125	S-24M125	174.0	127.0	74.0	96.0	138.0	12.31
130	S-24M130	180.0	127.0	77.0	99.0	141.0	13.09

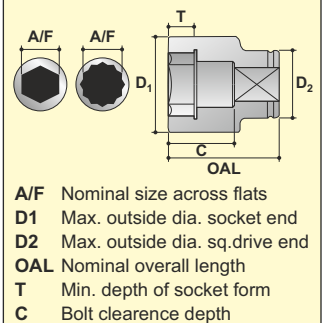
FRACTIONAL HEXAGON



A/F inch	MODEL NO.	D1 inch	D2 inch	T inch	C inch	OAL inch	Wt. lbs.
1.3/8	S-2422	2.441	3.228	0.827	1.378	3.031	4.30
1.7/16	S-2423	2.520	3.228	0.827	1.378	3.031	4.30
1.1/2	S-2424	2.559	3.307	0.827	1.378	3.031	4.60
1.9/16	S-2425	2.677	3.307	0.866	1.417	3.071	4.70
1.5/8	S-2426	2.717	3.307	0.906	1.457	3.110	4.70
1.11/16	S-2427	2.795	3.307	0.945	1.496	3.150	4.80
1.3/4	S-2428	2.913	3.307	0.984	1.535	3.189	4.90
1.13/16	S-2429	2.953	3.386	1.024	1.575	3.228	5.20
1.7/8	S-2430	3.071	3.386	1.024	1.575	3.228	5.30
1.15/16	S-2431	3.110	3.386	1.063	1.614	3.268	5.30
2	S-2432	3.189	3.386	1.063	1.614	3.268	5.30
2.1/16	S-2433	3.228	3.386	1.102	1.654	3.307	5.40
2.1/8	S-2434	3.307	3.386	1.102	1.654	3.307	5.40
2.3/16	S-2435	3.465	3.386	1.142	1.693	3.346	6.00
2.1/4	S-2436	3.465	3.386	1.142	1.693	3.346	5.90
2.5/16	S-2437	3.543	3.386	1.181	1.732	3.386	6.10
2.3/8	S-2438	3.543	3.386	1.260	1.811	3.465	6.10
2.7/16	S-2439	3.701	3.386	1.260	1.811	3.465	6.40
2.1/2	S-2440	3.751	3.386	1.260	1.811	3.465	7.30
2.9/16	S-2441	3.858	3.386	1.339	1.890	3.543	6.80
2.5/8	S-2442	3.976	3.386	1.417	1.969	3.622	7.20
2.11/16	S-2443	4.026	3.386	1.417	1.969	3.622	7.40
2.3/4	S-2444	4.094	3.386	1.496	2.087	3.740	7.50
2.13/16	S-2445	4.144	3.386	1.496	2.087	3.740	8.30
2.7/8	S-2446	4.252	3.386	1.575	2.165	3.819	8.20
2.15/16	S-2447	4.372	3.386	1.654	2.323	3.976	8.90
3	S-2448	4.420	3.386	1.654	2.323	3.976	9.80
3.1/16	S-2449	4.646	3.386	1.732	2.402	4.055	9.70
3.1/8	S-2450	4.646	3.386	1.732	2.402	4.055	9.70
3.3/16	S-2451	4.716	3.386	1.732	2.402	4.055	10.70
3.1/4	S-2452	4.716	3.386	1.732	2.402	4.055	10.70
3.5/16	S-2453	4.882	3.386	1.969	2.677	4.331	10.60
3.3/8	S-2454	4.882	3.386	1.969	2.677	4.331	10.60
3.7/16	S-2455	5.118	4.173	2.087	2.795	4.449	13.70
3.1/2	S-2456	5.118	4.173	2.087	2.795	4.449	13.70
3.9/16	S-2457	5.193	4.173	2.087	2.795	4.449	13.80
3.5/8	S-2458	5.193	4.173	2.087	2.795	4.449	13.80
3.11/16	S-2459	5.315	4.173	2.205	2.913	4.567	17.00
3.3/4	S-2460	5.315	4.173	2.205	2.913	4.567	17.00
3.13/16	S-2461	5.670	4.173	2.323	3.031	4.685	17.00
3.7/8	S-2462	5.670	4.173	2.323	3.031	4.685	17.00
3.15/16	S-2463	5.745	4.173	2.323	3.031	4.685	17.90
4	S-2464	5.745	4.173	2.323	3.031	4.685	17.90
4.1/16	S-2465	5.827	4.173	2.441	3.228	4.882	17.40
4.1/8	S-2466	5.827	4.173	2.441	3.228	4.882	17.40
4.3/16	S-2467	6.103	4.173	2.559	3.346	5.000	18.70
4.1/4	S-2468	6.103	4.173	2.559	3.346	5.000	18.70
4.3/8	S-2470	6.193	4.173	2.559	3.346	5.000	19.70
4.1/2	S-2472	6.339	5.000	2.677	3.465	5.118	23.00
4.5/8	S-2474	6.419	5.000	2.677	3.465	5.118	24.20
4.3/4	S-2476	6.614	5.000	2.795	3.583	5.236	25.00
5	S-2480	6.930	5.000	2.913	3.780	5.433	28.30
5.1/8	S-2482	7.087	5.000	3.031	3.898	5.551	28.80

1 1/2"

IMPACT SOCKETS



METRIC DEEP HEXAGON

FRACTIONAL DEEP HEXAGON

A/F mm	MODEL NO.	D1 mm	D2 mm	T mm	C mm	OAL mm	Wt. Kg.
32	S-24M32L	58.0	82.0	19.0	78.0	120.0	2.55
33	S-24M33L	59.0	82.0	19.0	78.0	120.0	2.57
34	S-24M34L	60.0	82.0	20.0	78.0	120.0	2.58
35	S-24M35L	62.0	82.0	21.0	78.0	120.0	2.65
36	S-24M36L	63.0	82.0	21.0	78.0	120.0	2.67
37	S-24M37L	64.0	82.0	21.0	78.0	120.0	2.69
38	S-24M38L	65.0	82.0	21.0	78.0	120.0	2.70
39	S-24M39L	67.0	84.0	22.0	78.0	120.0	2.91
40	S-24M40L	68.0	84.0	22.0	78.0	120.0	2.92
41	S-24M41L	69.0	84.0	23.0	83.0	125.0	3.03
42	S-24M42L	70.0	84.0	23.0	83.0	125.0	3.05
43	S-24M43L	71.0	84.0	24.0	83.0	125.0	3.07
44	S-24M44L	73.0	84.0	24.0	83.0	125.0	3.16
45	S-24M45L	74.0	84.0	25.0	83.0	125.0	3.17
46	S-24M46L	75.0	86.0	26.0	83.0	125.0	3.30
47	S-24M47L	77.0	86.0	26.0	83.0	125.0	3.39
48	S-24M48L	78.0	86.0	26.0	83.0	125.0	3.41
49	S-24M49L	79.0	86.0	27.0	83.0	125.0	3.42
50	S-24M50L	80.0	86.0	27.0	83.0	125.0	3.44
51	S-24M51L	81.0	86.0	27.0	83.0	125.0	3.46
52	S-24M52L	82.0	86.0	28.0	88.0	130.0	3.64
54	S-24M54L	84.0	86.0	28.0	88.0	130.0	3.67
55	S-24M55L	86.0	86.0	29.0	88.0	130.0	3.80
56	S-24M56L	88.0	86.0	29.0	88.0	130.0	4.12
57	S-24M57L	88.0	86.0	29.0	88.0	130.0	4.05
58	S-24M58L	90.0	86.0	30.0	88.0	130.0	4.20
59	S-24M59L	90.0	86.0	32.0	88.0	130.0	4.04
60	S-24M60L	90.0	86.0	32.0	88.0	130.0	4.04
61	S-24M61L	94.0	86.0	32.0	88.0	130.0	4.35
62	S-24M62L	94.0	86.0	32.0	88.0	130.0	4.35
65	S-24M65L	99.0	86.0	34.0	98.0	140.0	5.05
67	S-24M67L	101.0	86.0	36.0	98.0	140.0	5.11
70	S-24M70L	104.0	86.0	38.0	98.0	140.0	5.23
73	S-24M73L	109.0	86.0	40.0	98.0	140.0	5.73
75	S-24M75L	111.0	86.0	42.0	108.0	150.0	6.27
76	S-24M76L	118.0	86.0	44.0	108.0	150.0	6.82
80	S-24M80L	118.0	86.0	44.0	108.0	150.0	6.82
85	S-24M85L	124.0	86.0	48.0	118.0	160.0	7.79
86	S-24M86L	124.0	86.0	50.0	118.0	160.0	7.57
90	S-24M90L	130.0	106.0	53.0	128.0	170.0	9.68
95	S-24M95L	135.0	106.0	56.0	128.0	170.0	9.97
100	S-24M100L	143.0	106.0	59.0	128.0	170.0	11.03
105	S-24M105L	148.0	106.0	62.0	138.0	180.0	11.99
110	S-24M110L	154.0	106.0	65.0	138.0	180.0	12.61
115	S-24M115L	161.0	127.0	68.0	138.0	180.0	14.69
120	S-24M120L	167.0	127.0	71.0	148.0	190.0	16.25
125	S-24M125L	174.0	127.0	74.0	148.0	190.0	17.35
130	S-24M130L	180.0	127.0	77.0	148.0	190.0	18.11

A/F inch	MODEL NO.	D1 inch	D2 inch	T inch	C inch	OAL inch	Wt. lbs.
1.3/8	S-2422L	2.441	3.228	0.827	3.071	4.724	5.80
1.7/16	S-2423L	2.520	3.228	0.827	3.071	4.724	5.90
1.1/2	S-2424L	2.559	3.228	0.827	3.071	4.724	5.90
1.9/16	S-2425L	2.677	3.307	0.866	3.071	4.724	6.40
1.5/8	S-2426L	2.717	3.307	0.906	3.268	4.921	6.70
1.11/16	S-2427L	2.795	3.307	0.945	3.268	4.921	6.80
1.3/4	S-2428L	2.913	3.307	0.984	3.268	4.921	7.00
1.13/16	S-2429L	2.953	3.386	1.024	3.268	4.921	7.30
1.7/8	S-2430L	3.071	3.386	1.024	3.268	4.921	7.50
1.15/16	S-2431L	3.110	3.386	1.063	3.268	4.921	7.50
2	S-2432L	3.189	3.386	1.063	3.268	4.921	7.60
2.1/16	S-2433L	3.228	3.386	1.102	3.465	5.118	8.00
2.1/8	S-2434L	3.307	3.386	1.102	3.465	5.118	8.10
2.3/16	S-2435L	3.465	3.386	1.142	3.465	5.118	9.10
2.1/4	S-2436L	3.465	3.386	1.142	3.465	5.118	8.90
2.5/16	S-2437L	3.543	3.386	1.181	3.465	5.118	9.20
2.3/8	S-2438L	3.543	3.386	1.260	3.465	5.118	8.90
2.7/16	S-2439L	3.701	3.386	1.260	3.465	5.118	9.60
2.1/2	S-2440L	3.751	3.386	1.260	3.465	5.118	10.50
2.9/16	S-2441L	3.898	3.386	1.339	3.858	5.512	11.10
2.5/8	S-2442L	3.976	3.386	1.417	3.858	5.512	11.20
2.11/16	S-2443L	4.026	3.386	1.417	3.858	5.512	11.40
2.3/4	S-2444L	4.094	3.386	1.496	3.858	5.512	11.50
2.13/16	S-2445L	4.144	3.386	1.496	3.858	5.512	12.30
2.7/8	S-2446L	4.291	3.386	1.575	3.858	5.512	12.60
2.15/16	S-2447L	4.370	3.386	1.654	4.252	5.906	13.80
3	S-2448L	4.420	3.386	1.654	4.252	5.906	14.70
3.1/16	S-2449L	4.646	3.386	1.732	4.252	5.906	15.00
3.1/8	S-2450L	4.646	3.386	1.732	4.252	5.906	15.00
3.3/16	S-2451L	4.716	3.386	1.732	4.252	5.906	16.00
3.1/4	S-2452L	4.716	3.386	1.732	4.252	5.906	16.00
3.5/16	S-2453L	4.882	3.386	1.969	4.646	6.299	16.70
3.3/8	S-2454L	4.882	3.386	1.969	4.646	6.299	16.70
3.7/16	S-2455L	5.118	4.173	2.087	5.039	6.693	21.30
3.1/2	S-2456L	5.118	4.173	2.087	5.039	6.693	21.30
3.9/16	S-2457L	5.193	4.173	2.087	5.039	6.693	21.40
3.5/8	S-2458L	5.193	4.173	2.087	5.039	6.693	21.40
3.11/16	S-2459L	5.315	4.173	2.205	5.039	6.693	21.90
3.3/4	S-2460L	5.315	4.173	2.205	5.039	6.693	21.90
3.13/16	S-2461L	5.670	4.173	2.323	5.039	6.693	24.90
3.7/8	S-2462L	5.670	4.173	2.323	5.039	6.693	24.90
3.15/16	S-2463L	5.745	4.173	2.323	5.039	6.693	25.80
4	S-2464L	5.745	4.173	2.323	5.039	6.693	25.80
4.1/16	S-2465L	5.827	4.173	2.441	5.433	7.087	26.40
4.1/8	S-2466L	5.827	4.173	2.441	5.433	7.087	26.40
4.3/16	S-2467L	6.103	4.173	2.559	5.433	7.087	27.70
4.1/4	S-2468L	6.103	4.173	2.559	5.433	7.087	27.70
4.3/8	S-2470L	6.193	4.173	2.559	5.433	7.087	28.70
4.1/2	S-2472L	6.339	5.000	2.677	5.433	7.087	32.30
4.5/8	S-2474L	6.575	5.000	2.795	5.827	7.480	35.70
4.3/4	S-2476L	6.575	5.000	2.795	5.827	7.480	35.70
5	S-2480L	6.930	5.000	2.913	5.827	7.480	39.40
5.1/8	S-2482L	7.087	5.000	3.031	5.827	7.480	39.90

IMPACT ACCESSORIES

1 1/2"

IMPACT SOCKETS 1.1/2"

REGULAR EXTENSIONS

OAL mm (inch)	MODEL NO.	SHANK DIA mm (inch)	HEAD DIA mm (inch)	Wt Kg. (lbs.)
150 (6") 304 (12")	E2406 E2412	52.0 (2.047)	86.0 (3.386)	3.90 (8.58) 6.30 (13.86)



DOUBLE MALE EXTENSIONS

OAL mm (inch)	MODEL NO.	SHANK DIA mm (inch)	HEAD DIA mm (inch)	Wt Kg. (lbs.)
100 (4") 125 (5") 250 (10") 510 (20")	S2404 S2405 S2410 S2420	52.0 (2.047)	38.1 (1.500)	2.50 (5.50) 2.80 (6.16) 3.60 (7.92) 5.10 (11.20)



SQUARE ADAPTORS

SIZE	MODEL NO.	HEAD DIA mm (inch)	OAL mm (inch)	Wt Kg. (lbs.)
1.1/2" F X 1" M	A2416		100.0 (3.937)	1.98 (4.37)
1.1/2" F X 2.1/2" M	A2440	86.0 (3.386)	113.0 (4.448)	3.92 (8.65)
1.1/2" F X #5 M	A2495		115.0 (4.527)	4.20 (9.25)



DOUBLE FEMALE ADAPTORS

SIZE	MODEL NO.	HEAD DIA mm (inch)	OAL mm (inch)	Wt Kg. (lbs.)
1.1/2" F X 1" F	AN2416		80.0 (3.149)	2.30 (5.06)
1.1/2" F X 1.1/2" F	AN2424	86.0 (3.386)	95.0 (3.740)	3.60 (7.92)
1.1/2" F X 2.1/2" F	AN2440		110.0 (4.330)	4.50 (9.90)



UNIVERSAL JOINT

SQUARE DRIVE	MODEL NO.	DIA mm (inch)	OAL mm (inch)	Wt Kg. (lbs.)
1.1/2"	U2424	86.0 (3.386)	158 (6.220)	3.85 (8.47)



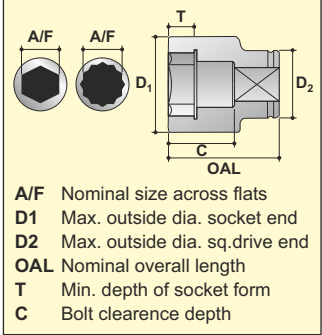
POWERMASTER AMERICA Impact Sockets
ideal for use with Hydraulic Torque Wrenches.



www.powermasteramerica.com

2 1/2"

IMPACT SOCKETS



METRIC HEXAGON

FRACTIONAL HEXAGON

A/F mm	MODEL NO.	D1 mm	D2 mm	T mm	C mm	OAL mm	Wt. Kg.
43	S-40M43	86.0	116.0	28.0	46.0	104.0	5.24
44	S-40M44	86.0	116.0	28.0	46.0	104.0	5.20
45	S-40M45	86.0	116.0	28.0	46.0	104.0	5.15
46	S-40M46	86.0	116.0	28.0	46.0	104.0	5.11
47	S-40M47	86.0	116.0	28.0	46.0	104.0	5.06
48	S-40M48	86.0	116.0	28.0	46.0	104.0	5.01
49	S-40M49	86.0	116.0	28.0	46.0	104.0	4.97
50	S-40M50	86.1	116.0	28.0	46.0	104.0	4.92
51	S-40M51	90.0	116.0	29.0	46.0	104.0	5.07
52	S-40M52	90.0	116.0	29.0	46.0	104.0	5.02
54	S-40M54	92.5	124.0	30.0	46.0	104.0	5.87
55	S-40M55	93.8	124.0	32.0	52.0	110.0	6.08
56	S-40M56	95.0	124.0	32.0	52.0	110.0	6.10
57	S-40M57	96.3	124.0	32.0	52.0	110.0	6.12
58	S-40M58	97.5	124.0	32.0	52.0	110.0	6.14
59	S-40M59	98.8	127.0	34.0	54.0	112.0	6.55
60	S-40M60	100.0	127.0	36.0	56.0	114.0	6.64
62	S-40M62	103.0	127.0	36.0	56.0	114.0	6.69
65	S-40M65	106.0	127.0	38.0	58.0	116.0	6.83
67	S-40M67	109.0	127.0	38.0	58.0	116.0	6.89
70	S-40M70	113.0	127.0	40.0	60.0	118.0	7.05
73	S-40M73	116.0	127.0	40.0	60.0	118.0	7.13
75	S-40M75	119.0	127.0	42.0	64.0	122.0	7.38
76	S-40M76	120.0	127.0	44.0	64.0	122.0	7.39
80	S-40M80	125.0	127.0	44.0	64.0	122.0	7.50
85	S-40M85	129.0	127.0	48.0	68.0	126.0	8.06
86	S-40M86	132.0	127.0	50.0	68.0	129.0	8.59
90	S-40M90	136.0	127.0	52.0	70.0	130.0	8.87
95	S-40M95	142.0	127.0	54.0	72.0	132.0	9.37
100	S-40M100	148.0	127.0	56.0	78.0	138.0	10.20
105	S-40M105	154.0	127.0	60.0	82.0	142.0	10.99
110	S-40M110	161.0	127.0	64.0	86.0	146.0	11.89
115	S-40M115	165.0	127.0	67.0	89.0	149.0	12.19
120	S-40M120	173.0	127.0	70.0	92.0	152.0	13.30
125	S-40M125	179.0	127.0	73.0	95.0	153.0	13.68
130	S-40M130	185.0	127.0	76.0	98.0	156.0	14.52
135	S-40M135	192.0	152.0	79.0	103.0	161.0	18.37
140	S-40M140	196.0	152.0	82.0	106.0	164.0	18.58
145	S-40M145	204.0	152.0	85.0	109.0	167.0	20.22
150	S-40M150	211.0	152.0	88.0	112.0	170.0	21.37
155	S-40M155	215.0	152.0	91.0	117.0	175.0	22.04
160	S-40M160	223.0	152.0	94.0	120.0	178.0	23.92
165	S-40M165	229.0	175.0	96.0	122.0	180.0	27.19
170	S-40M170	235.0	175.0	98.0	126.0	184.0	28.93
175	S-40M175	242.0	175.0	100.0	128.0	186.0	30.20
180	S-40M180	246.0	175.0	103.0	131.0	189.0	30.28
185	S-40M185	254.0	175.0	106.0	134.0	192.0	32.54
190	S-40M190	261.0	175.0	109.0	137.0	195.0	34.04
195	S-40M195	265.0	175.0	112.0	142.0	200.0	34.80
200	S-40M200	273.0	175.0	115.0	145.0	203.0	37.49
210	S-40M210	285.0	175.0	120.0	150.0	208.0	39.91
215	S-40M215	292.0	175.0	123.0	153.0	211.0	41.94
225	S-40M225	304.0	175.0	130.0	160.0	218.0	45.71

A/F inch	MODEL NO.	D1 inch	D2 inch	T inch	C inch	OAL inch	Wt. lbs.
1.5/8	S-4026	3.386	4.567	1.102	1.811	4.094	11.30
1.3/4	S-4028	3.386	4.567	1.102	1.811	4.094	11.30
1.7/8	S-4030	3.386	4.567	1.102	1.811	4.094	11.30
2	S-4032	3.543	4.567	1.142	1.811	4.094	11.10
2.1/8	S-4034	3.642	4.882	1.181	1.811	4.094	12.90
2.1/4	S-4036	3.789	4.882	1.260	2.047	4.331	13.50
2.3/8	S-4038	3.937	5.000	1.417	2.205	4.488	14.60
2.1/2	S-4040	4.133	5.000	1.496	2.283	4.567	15.00
2.5/8	S-4042	4.281	5.000	1.496	2.283	4.567	15.20
2.3/4	S-4044	4.429	5.000	1.575	2.362	4.646	15.50
2.7/8	S-4046	4.577	5.000	1.575	2.362	4.646	15.70
2.15/16	S-4047	4.675	5.000	1.654	2.520	4.803	16.20
3	S-4048	4.774	5.000	1.732	2.520	4.803	16.40
3.1/8	S-4050	4.921	5.000	1.732	2.520	4.803	16.50
3.1/4	S-4052	4.999	5.000	1.890	2.677	4.961	16.70
3.3/8	S-4054	5.197	5.000	1.969	2.677	5.079	18.90
3.1/2	S-4056	5.354	5.000	2.047	2.756	5.118	19.50
3.5/8	S-4058	5.394	5.000	2.047	2.756	5.118	20.40
3.3/4	S-4060	5.591	5.000	2.126	2.835	5.197	20.60
3.7/8	S-4062	5.787	5.000	2.205	3.071	5.433	21.60
4	S-4064	5.827	5.000	2.205	3.071	5.433	22.40
4.1/8	S-4066	6.063	5.000	2.362	3.228	5.591	24.20
4.1/4	S-4068	6.299	5.000	2.520	3.386	5.748	25.50
4.3/8	S-4070	6.379	5.000	2.520	3.386	5.748	26.40
4.1/2	S-4072	6.496	5.000	2.638	3.504	5.866	26.80
4.5/8	S-4074	6.536	5.000	2.638	3.504	5.866	28.00
4.7/8	S-4078	7.047	5.000	2.874	3.740	6.024	30.10
5	S-4080	7.163	5.000	2.992	3.858	6.142	31.00
5.1/8	S-4082	7.203	5.000	2.992	3.858	6.142	32.10
5.1/4	S-4084	7.203	5.000	2.992	3.858	6.142	32.10
5.3/8	S-4086	7.609	5.984	3.110	4.055	6.339	41.10
5.1/2	S-4088	7.717	5.984	3.228	4.173	6.457	40.90
5.5/8	S-4090	7.757	5.984	3.228	4.173	6.457	41.70
5.3/4	S-4092	8.081	5.984	3.346	4.291	6.575	45.20
6.1/8	S-4098	9.016	6.890	3.780	4.803	7.087	59.80
6.1/2	S-40104	9.016	6.890	3.780	4.803	7.087	59.80
6.7/8	S-40110	9.528	6.890	3.937	5.039	7.323	66.40
7	S-40112	9.685	6.890	4.055	5.157	7.441	66.60
7.1/4	S-40116	10.000	6.890	4.173	5.276	7.559	71.60
7.1/2	S-40120	10.276	6.890	4.291	5.394	7.677	74.90
7.5/8	S-40122	10.433	6.890	4.409	5.591	7.874	76.60
7.3/4	S-40124	10.433	6.890	4.409	5.591	7.874	76.60
7.7/8	S-40126	10.748	6.890	4.528	5.709	7.992	82.50
8	S-40128	10.748	6.890	4.528	5.709	7.992	83.60
8.1/8	S-40130	11.220	6.890	4.724	5.906	8.189	87.80
8.1/4	S-40132	11.220	6.890	4.724	5.906	8.189	87.80
8.3/8	S-40134	11.225	6.890	4.724	5.906	8.189	88.70
8.1/2	S-40136	11.496	6.890	4.843	6.024	8.307	92.30
9	S-40144	12.029	6.890	5.118	6.299	8.583	101.80
9.1/4	S-40148	12.029	6.890	5.118	6.299	8.583	101.80

IMPACT SOCKETS

2 1/2"



METRIC DEEP HEXAGON



FRACTIONAL DEEP HEXAGON



A/F mm	MODEL NO.	D1 mm	D2 mm	T mm	C mm	OAL mm	Wt. Kg.
43	S-40M43L	86.0	106.0	26.0	110.0	168.0	6.43
44	S-40M44L	86.0	106.0	26.0	110.0	168.0	6.36
45	S-40M45L	86.0	106.0	26.0	110.0	168.0	6.29
46	S-40M46L	86.0	106.0	27.0	110.0	168.0	6.22
47	S-40M47L	86.0	106.0	28.0	110.0	168.0	6.14
48	S-40M48L	86.0	116.0	28.0	110.0	168.0	7.03
49	S-40M49L	86.0	116.0	28.0	110.0	168.0	6.95
50	S-40M50L	86.0	116.0	29.0	110.0	168.0	6.86
51	S-40M51L	90.0	116.0	29.0	110.0	168.0	7.24
52	S-40M52L	90.0	116.0	29.0	110.0	168.0	7.16
54	S-40M54L	92.5	124.0	30.0	110.0	168.0	8.11
55	S-40M55L	93.8	124.0	32.0	110.0	168.0	8.18
56	S-40M56L	95.0	124.0	32.0	117.0	175.0	8.51
57	S-40M57L	96.3	124.0	32.0	117.0	175.0	8.58
58	S-40M58L	97.5	124.0	32.0	117.0	175.0	8.65
59	S-40M59L	98.8	127.0	34.0	117.0	175.0	9.04
60	S-40M60L	100.0	127.0	36.0	117.0	175.0	9.10
62	S-40M62L	103.0	127.0	36.0	127.0	185.0	9.66
65	S-40M65L	106.0	127.0	38.0	127.0	185.0	9.90
67	S-40M67L	109.0	127.0	38.0	127.0	185.0	10.13
70	S-40M70L	113.0	127.0	40.0	127.0	185.0	10.37
73	S-40M73L	116.0	127.0	40.0	127.0	185.0	10.62
75	S-40M75L	119.0	127.0	42.0	127.0	185.0	10.78
76	S-40M76L	120.0	127.0	44.0	127.0	185.0	10.85
80	S-40M80L	125.0	127.0	44.0	127.0	185.0	11.20
85	S-40M85L	129.0	127.0	48.0	137.0	195.0	12.42
86	S-40M86L	132.0	127.0	50.0	134.0	195.0	13.03
90	S-40M90L	136.0	127.0	52.0	135.0	195.0	13.40
95	S-40M95L	142.0	127.0	54.0	139.0	199.0	14.47
100	S-40M100L	148.0	127.0	56.0	135.0	195.0	15.07
105	S-40M105L	154.0	127.0	60.0	145.0	205.0	16.33
110	S-40M110L	161.0	127.0	64.0	149.0	109.0	17.67
115	S-40M115L	165.0	127.0	67.0	150.0	210.0	17.72
120	S-40M120L	173.0	127.0	70.0	150.0	210.0	19.23
125	S-40M125L	179.0	127.0	73.0	157.0	215.0	20.57
130	S-40M130L	185.0	127.0	76.0	157.0	215.0	21.44
135	S-40M135L	192.0	152.0	79.0	162.0	220.0	25.67
140	S-40M140L	196.0	152.0	82.0	167.0	225.0	26.22
145	S-40M145L	204.0	152.0	85.0	172.0	230.0	28.82
150	S-40M150L	211.0	152.0	88.0	172.0	230.0	30.38
155	S-40M155L	215.0	152.0	91.0	177.0	235.0	30.97
160	S-40M160L	223.0	152.0	94.0	177.0	235.0	33.49
165	S-40M165L	229.0	175.0	96.0	182.0	240.0	37.53
170	S-40M170L	235.0	175.0	98.0	182.0	240.0	39.22
175	S-40M175L	242.0	175.0	100.0	182.0	240.0	40.86
180	S-40M180L	246.0	175.0	103.0	187.0	245.0	41.63
185	S-40M185L	254.0	175.0	106.0	192.0	250.0	45.61
190	S-40M190L	261.0	175.0	109.0	192.0	250.0	46.93
195	S-40M195L	265.0	175.0	112.0	199.0	257.0	48.28
200	S-40M200L	273.0	175.0	115.0	202.0	260.0	51.89
210	S-40M210L	285.0	175.0	120.0	202.0	260.0	54.71
215	S-40M215L	292.0	175.0	123.0	212.0	270.0	59.42
225	S-40M225L	304.0	175.0	130.0	220.0	270.0	62.42

A/F inch	MODEL NO.	D1 inch	D2 inch	T inch	C inch	OAL inch	Wt. lbs.
1.5/8	S-4026L	3.386	4.173	1.024	4.331	6.614	13.80
1.3/4	S-4028L	3.386	4.173	1.024	4.331	6.614	13.80
1.7/8	S-4030L	3.386	4.567	1.102	4.331	6.614	13.80
2	S-4032L	3.543	4.567	1.142	4.331	6.614	15.90
2.1/8	S-4034L	3.642	4.882	1.181	4.331	6.614	17.80
2.1/4	S-4036L	3.789	4.882	1.260	4.606	6.890	18.90
2.3/8	S-4038L	3.937	5.000	1.417	4.606	6.890	20.00
2.1/2	S-4040L	4.133	5.000	1.496	5.000	7.283	21.80
2.5/8	S-4042L	4.281	5.000	1.496	5.000	7.283	22.30
2.3/4	S-4044L	4.429	5.000	1.575	5.000	7.283	22.80
2.7/8	S-4046L	4.577	5.000	1.575	5.000	7.283	23.40
2.15/16	S-4047L	4.675	5.000	1.654	5.000	7.283	23.70
3	S-4048L	4.774	5.000	1.732	5.000	7.283	24.10
3.1/8	S-4050L	4.921	5.000	1.732	5.000	7.283	24.60
3.1/4	S-4052L	4.999	5.000	1.890	5.394	7.677	26.30
3.3/8	S-4054L	5.197	5.000	1.969	5.276	7.677	28.70
3.1/2	S-4056L	5.354	5.000	2.047	5.315	7.677	29.50
3.5/8	S-4058L	5.394	5.000	2.047	5.315	7.677	30.40
3.3/4	S-4060L	5.591	5.000	2.126	5.472	7.835	31.80
3.7/8	S-4062L	5.787	5.000	2.205	5.315	7.677	32.40
4	S-4064L	5.827	5.000	2.205	5.315	7.677	33.20
4.1/8	S-4066L	6.063	5.000	2.362	5.709	8.071	35.90
4.1/4	S-4068L	6.299	5.000	2.520	5.866	8.228	38.20
4.3/8	S-4070L	6.379	5.000	2.520	5.866	8.228	39.10
4.1/2	S-4072L	6.496	5.000	2.638	5.906	8.268	39.00
4.5/8	S-4074L	6.536	5.000	2.638	5.906	8.268	40.20
4.7/8	S-4078L	7.047	5.000	2.874	6.181	8.465	45.30
5	S-4080L	7.163	5.000	2.992	6.181	8.465	47.20
5.1/8	S-4082L	7.203	5.000	2.992	6.181	8.465	48.30
5.1/4	S-4084L	7.203	5.000	2.992	6.181	8.465	48.30
5.3/8	S-4086L	7.609	5.984	3.110	6.378	8.661	57.20
5.1/2	S-4088L	7.717	5.984	3.228	6.575	8.858	57.70
5.5/8	S-4090L	7.757	5.984	3.228	6.575	8.858	58.50
5.3/4	S-4092L	8.081	5.984	3.346	6.772	9.055	64.10
6.1/8	S-4098L	9.016	6.890	3.780	7.165	9.449	82.60
6.1/2	S-40104L	9.016	6.890	3.780	7.165	9.449	82.60
6.7/8	S-40110L	9.528	6.890	3.397	7.165	9.449	89.90
7	S-40112L	9.685	6.890	4.055	7.362	9.646	91.60
7.1/4	S-40116L	10.000	6.890	4.173	7.559	9.843	100.30
7.1/2	S-40120L	10.276	6.890	4.291	7.559	9.843	103.20
7.5/8	S-40122L	10.433	6.890	4.409	7.835	10.118	106.20
7.3/4	S-40124L	10.433	6.890	4.409	7.835	10.118	106.20
7.7/8	S-40126L	10.748	6.890	4.528	7.953	10.236	114.20
8	S-40128L	10.798	6.890	4.528	7.953	10.236	115.30
8.1/8	S-40130L	11.220	6.890	4.724	7.953	10.236	120.40
8.1/4	S-40132L	11.220	6.890	4.724	7.953	10.236	120.40
8.3/8	S-40134L	11.225	6.890	4.724	7.953	10.236	121.30
8.1/2	S-40136L	11.496	6.890	4.843	8.346	10.630	130.70
9	S-40144L	12.029	6.890	5.118	8.661	10.630	138.50
9.1/4	S-40148L	12.029	6.890	5.118	8.661	10.630	138.50

2 1/2"

IMPACT ACCESSORIES

DOUBLE MALE EXTENSIONS

OAL mmc (inch)	MODEL NO.	SHANK DIA mm (inch)	HEAD DIA mm (inch)
125 (5") 150 (6") 200 (8")	S4005 S4006 S4008	85.0 (3.346)	63.5 (2.500)
250 (10") 380 (15") 510 (20")	S4010 S4015 S4020		



SQUARE ADAPTORS

SIZE	MODEL NO.	HEAD DIA mm (inch)	OAL mm (inch)
2.1/2" F X 1.1/2" M 2.1/2" F X 3.1/2" M	A4024 A4056	127.0 (5.000)	140.0 (5.511) 185.0 (7.283)



DOUBLE FEMALE ADAPTORS

SIZE	MODEL NO.	HEAD DIA mm (inch)	OAL mm (inch)
2.1/2" F X 1.1/2" F 2.1/2" F X 2.1/2" F 2.1/2" F X 3.1/2" F	AN4024 AN4040 AN4056	127.0 (5.000)	115.0 (4.527) 120.0 (4.724) 162.0 (6.377)



UNIVERSAL JOINT

SQUARE DRIVE	MODEL NO.	DIA mm (inch)	OAL mm (inch)
2.1/2"	U4040	127.0 (5.000)	232.0 (9.133)



POWERMASTER AMERICA Impact Socket used along with a POWERMASTER AMERICA Torque Multiplier

IMPACT SOCKETS

3 1/2"

METRIC HEXAGON



A/F mm	MODEL NO.	D1 mm	D2 mm	T mm	C mm	OAL mm
120	S-56M120	180.0	175.0	72.0	102.0	182.0
130	S-56M130	193.0	175.0	80.0	110.0	190.0
135	S-56M135	197.0	175.0	83.0	118.0	198.0
145	S-56M145	213.0	175.0	86.0	134.0	214.0
150	S-56M150	218.0	175.0	90.0	134.0	214.0
155	S-56M155	225.0	175.0	92.0	134.0	214.0
165	S-56M165	237.0	175.0	98.0	151.0	231.0
170	S-56M170	243.0	175.0	100.0	151.0	231.0
175	S-56M175	249.0	175.0	102.0	151.0	231.0
180	S-56M180	255.0	175.0	108.0	157.0	237.0
195	S-56M195	275.0	175.0	118.0	165.0	245.0
200	S-56M200	280.0	175.0	120.0	170.0	250.0
215	S-56M215	298.0	175.0	125.0	183.0	263.0
230	S-56M230	317.0	175.0	132.0	199.0	279.0
235	S-56M235	325.0	175.0	136.0	199.0	279.0

FRACTIONAL HEXAGON



A/F inch	MODEL NO.	D1 inch	D2 inch	T inch	C inch	OAL inch
4.5/8	S-5674	6.889	6.889	2.834	4.015	7.165
4.7/8	S-5678	7.283	6.889	2.834	4.330	7.480
5.1/4	S-5684	7.755	6.889	3.149	4.645	7.795
5.3/8	S-5686	7.874	6.889	3.267	4.645	7.795
5.5/8	S-5690	8.267	6.889	3.385	5.275	8.425
5.3/4	S-5692	8.385	6.889	3.385	5.275	8.425
6	S-5696	8.700	6.889	3.543	5.275	8.425
6.1/8	S-5698	8.858	6.889	3.622	5.275	8.425
6.1/2	S-56104	9.330	6.889	3.858	5.944	9.094
6.7/8	S-56110	9.803	6.889	4.015	5.944	9.094
7.1/4	S-56116	10.275	6.889	4.409	6.181	9.330
7.5/8	S-56122	10.826	6.889	4.645	6.496	9.645
8	S-56128	11.220	6.889	4.724	7.204	10.354
8.3/8	S-56134	11.653	6.889	4.803	7.204	10.354
9.1/8	S-56146	12.598	6.889	5.196	7.834	10.984

METRIC DEEP HEXAGON



A/F mm	MODEL NO.	D1 mm	D2 mm	T mm	C mm	OAL mm
120	S-56M120L	180.0	175.0	72.0	197.0	277.0
130	S-56M130L	193.0	175.0	80.0	200.0	280.0
135	S-56M135L	197.0	175.0	83.0	200.0	280.0
145	S-56M145L	213.0	175.0	86.0	215.0	295.0
150	S-56M150L	218.0	175.0	90.0	215.0	295.0
155	S-56M155L	225.0	175.0	92.0	217.0	297.0
165	S-56M165L	237.0	175.0	98.0	233.0	313.0
170	S-56M170L	243.0	175.0	100.0	233.0	313.0
175	S-56M175L	249.0	175.0	102.0	233.0	313.0
180	S-56M180L	255.0	175.0	108.0	240.0	320.0
195	S-56M195L	275.0	175.0	118.0	248.0	328.0
200	S-56M200L	280.0	175.0	120.0	252.0	332.0
215	S-56M215L	298.0	175.0	125.0	266.0	346.0
230	S-56M230L	317.0	175.0	132.0	279.0	359.0
235	S-56M235L	325.0	175.0	136.0	282.0	362.0

FRACTIONAL DEEP HEXAGON



A/F inch	MODEL NO.	D1 inch	D2 inch	T inch	C inch	OAL inch
4.5/8	S-5674L	6.889	6.889	2.834	7.756	10.906
4.7/8	S-5678L	7.283	6.889	2.834	7.756	10.906
5.1/4	S-5684L	7.755	6.889	3.149	7.874	11.024
5.3/8	S-5686L	7.874	6.889	3.267	7.874	11.024
5.5/8	S-5690L	8.267	6.889	3.385	8.543	11.693
5.3/4	S-5692L	8.385	6.889	3.385	8.543	11.693
6	S-5696L	8.700	6.889	3.543	8.543	11.693
6.1/8	S-5698L	9.055	6.889	3.622	8.543	11.693
6.1/2	S-56104L	9.330	6.889	3.858	9.173	12.323
6.7/8	S-56110L	9.803	6.889	4.015	9.173	12.323
7.1/4	S-56116L	10.275	6.889	4.409	9.448	12.598
7.5/8	S-56122L	10.826	6.889	4.645	9.763	12.913
8	S-56128L	11.220	6.889	4.724	10.472	13.322
8.3/8	S-56134L	11.653	6.889	4.803	10.472	13.622
9.1/8	S-56146L	12.598	6.889	5.196	11.102	14.252

IMPACT ACCESSORIES

DOUBLE MALE EXTENSIONS

OAL mm (inch)	MODEL NO.	SHANK DIA mm (inch)	HEAD DIA mm (inch)
250 (10")	S5610	120.0 (4.724)	175.0 (6.889)
510 (20")	S5620		



SQUARE ADAPTORS

SIZE	MODEL NO.	HEAD DIA mm (inch)	OAL mm (inch)
3.1/2" F X 2.1/2" M	A5640	175.0 (6.889)	185.0 (7.283)



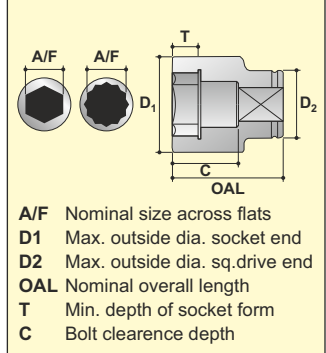
DOUBLE FEMALE ADAPTORS

SIZE	MODEL NO.	HEAD DIA mm (inch)	OAL mm (inch)
3.1/2" F X 2.1/2" F	AN5640	175.0 (6.889)	165.0 (6.496)





IMPACT SOCKETS



METRIC # 5 SPLINE



A/F mm	MODEL NO.	D1 mm	D2 mm	T mm	C mm	OAL mm
19	S-95M19	48.0	56.0	16.0	35.0	68.0
20	S-95M20	48.0	56.0	16.0	35.0	68.0
21	S-95M21	48.0	56.0	16.0	35.0	68.0
22	S-95M22	48.0	56.0	16.0	35.0	68.0
23	S-95M23	48.0	56.0	16.0	35.0	68.0
24	S-95M24	48.0	56.0	16.0	35.0	68.0
25	S-95M25	50.0	56.0	18.0	37.0	70.0
26	S-95M26	50.0	56.0	18.0	37.0	70.0
27	S-95M27	52.0	56.0	20.0	39.0	72.0
28	S-95M28	52.0	56.0	20.0	39.0	72.0
29	S-95M29	53.0	56.0	22.0	41.0	74.0
30	S-95M30	53.5	56.0	22.0	41.0	74.0
31	S-95M31	54.0	56.0	22.0	41.0	74.0
32	S-95M32	54.0	56.0	22.0	41.0	74.0
33	S-95M33	58.0	56.0	22.0	41.0	74.0
34	S-95M34	58.0	56.0	22.0	41.0	74.0
35	S-95M35	59.8	56.0	25.0	44.0	77.0
36	S-95M36	64.0	56.0	25.0	44.0	77.0
37	S-95M37	63.0	56.0	25.0	44.0	77.0
38	S-95M38	63.5	56.0	25.0	44.0	77.0
39	S-95M39	64.0	56.0	25.0	44.0	77.0
40	S-95M40	64.0	56.0	25.0	44.0	77.0
41	S-95M41	68.0	56.0	28.0	47.0	80.0
42	S-95M42	68.0	56.0	28.0	47.0	80.0
43	S-95M43	68.0	56.0	28.0	47.0	80.0
44	S-95M44	73.0	56.0	28.0	49.0	82.0
45	S-95M45	73.0	56.0	28.0	49.0	82.0
46	S-95M46	73.0	56.0	28.0	49.0	82.0
47	S-95M47	73.0	56.0	28.0	49.0	82.0
48	S-95M48	77.0	56.0	28.0	49.0	82.0
49	S-95M49	77.3	56.0	28.0	51.0	84.0
50	S-95M50	78.0	56.0	28.0	51.0	84.0
51	S-95M51	78.0	56.0	30.0	53.0	86.0
52	S-95M52	82.0	56.0	30.0	53.0	86.0
54	S-95M54	82.0	56.0	30.0	53.0	86.0
55	S-95M55	86.0	56.0	34.0	59.0	92.0
56	S-95M56	86.0	56.0	34.0	59.0	92.0
57	S-95M57	88.0	86.0	34.0	59.0	92.0
58	S-95M58	88.0	86.0	34.0	59.0	92.0
59	S-95M59	88.0	86.0	34.0	59.0	92.0
60	S-95M60	88.0	86.0	36.0	61.0	94.0
61	S-95M61	92.3	86.0	36.0	61.0	94.0
62	S-95M62	93.5	86.0	34.0	59.0	92.0
65	S-95M65	97.3	86.0	38.0	63.0	96.0
67	S-95M67	99.8	86.0	38.0	63.0	96.0
70	S-95M70	104.0	86.0	40.0	65.0	98.0
73	S-95M73	107.0	86.0	40.0	67.0	100.0
75	S-95M75	107.0	86.0	42.0	69.0	102.0
76	S-95M76	111.0	86.0	42.0	69.0	102.0
80	S-95M80	116.0	86.0	42.0	69.0	102.0

FRACTIONAL # 5 SPLINE



A/F inch	MODEL NO.	D1 inch	D2 inch	T inch	C inch	OAL inch
3/4	S-9512	2.200	0.911	0.629	1.375	2.672
13/16	S-9513	2.200	0.979	0.629	1.375	2.672
7/8	S-9514	2.200	1.051	0.629	1.375	2.672
15/16	S-9515	2.200	1.123	0.629	1.375	2.672
1	S-9516	2.200	1.196	0.707	1.454	2.750
1.1/16	S-9517	2.200	1.268	0.707	1.454	2.750
1.1/8	S-9518	2.200	1.340	0.786	1.532	2.289
1.3/16	S-9519	2.200	1.413	0.864	1.611	2.908
1.1/4	S-9520	2.200	1.485	0.864	1.611	2.908
1.5/16	S-9521	2.200	1.557	0.864	1.611	2.908
1.3/8	S-9522	2.200	1.625	0.982	1.729	3.026
1.7/16	S-9523	2.200	1.697	0.982	1.729	3.026
1.1/2	S-9524	2.200	1.770	0.982	1.729	3.026
1.9/16	S-9525	2.200	1.842	0.982	1.729	3.026
1.5/8	S-9526	2.200	1.914	1.100	1.847	3.143
1.11/16	S-9527	2.200	1.986	1.100	1.847	3.143
1.3/4	S-9528	2.200	2.059	1.100	1.925	3.222
1.13/16	S-9529	2.200	2.131	1.100	1.925	3.222
1.7/8	S-9530	2.200	2.199	1.100	1.925	3.222
1.15/16	S-9531	2.200	2.276	1.100	2.004	3.301
2	S-9532	2.200	2.352	1.179	2.083	3.379
2.1/16	S-9533	2.200	2.420	1.179	2.083	3.379
2.1/8	S-9534	2.200	2.506	1.179	2.083	3.379
2.3/16	S-9535	2.200	2.560	1.336	2.318	3.615
2.1/4	S-9536	3.379	2.633	1.336	2.318	3.615
2.5/16	S-9537	3.379	2.705	1.336	2.318	3.615
2.3/8	S-9538	3.379	2.777	1.415	2.397	3.694
2.7/16	S-9539	3.379	2.850	1.415	2.397	3.694
2.1/2	S-9540	3.379	2.922	1.493	2.475	3.772
2.9/16	S-9541	3.379	2.994	1.493	2.475	3.772
2.5/8	S-9542	3.379	3.066	1.493	2.475	3.772
2.11/16	S-9543	3.379	3.134	1.572	2.554	3.851
2.3/4	S-9544	3.379	3.211	1.572	2.554	3.851
2.13/16	S-9545	3.379	3.279	1.572	2.554	3.851
2.7/8	S-9546	3.379	3.356	1.572	2.663	3.929
2.15/16	S-9547	3.379	3.423	1.650	2.711	4.008
3	S-9548	3.379	3.496	1.650	2.711	4.008
3.1/16	S-9549	3.379	3.572	1.650	2.711	4.008
3.1/8	S-9550	3.379	3.640	1.650	2.711	4.008
3.1/4	S-9552	3.379	3.785	1.729	2.947	4.244
3.5/16	S-9553	4.912	3.862	1.807	3.026	4.322
3.3/8	S-9554	5.039	3.385	1.850	3.149	4.921
3.1/2	S-9556	5.118	3.385	1.850	3.149	4.921
3.5/8	S-9558	5.275	3.385	1.968	3.149	4.921
3.3/4	S-9560	5.354	3.385	2.125	3.149	4.921
3.7/8	S-9562	5.433	3.385	2.125	3.149	4.921
4	S-9564	5.511	3.385	2.125	3.149	4.921

IMPACT SOCKETS



METRIC DEEP # 5 SPLINE



A/F mm	MODEL NO.	D1 mm	D2 mm	T mm	C mm	OAL mm
21	S-95M21L	48.0	56.0	14.0	115.0	160.0
22	S-95M22L	48.0	56.0	14.0	115.0	160.0
23	S-95M23L	48.0	56.0	14.0	115.0	160.0
24	S-95M24L	50.0	56.0	16.0	115.0	160.0
25	S-95M25L	50.0	56.0	16.0	115.0	160.0
26	S-95M26L	52.0	56.0	16.0	115.0	160.0
27	S-95M27L	52.0	56.0	16.0	115.0	160.0
28	S-95M28L	52.0	56.0	16.0	115.0	160.0
29	S-95M29L	54.0	56.0	16.0	115.0	160.0
30	S-95M30L	54.0	56.0	21.0	115.0	160.0
31	S-95M31L	60.0	56.0	21.0	115.0	160.0
32	S-95M32L	60.0	56.0	21.0	115.0	160.0
33	S-95M33L	60.0	56.0	21.0	115.0	160.0
34	S-95M34L	60.0	56.0	21.0	115.0	160.0
35	S-95M35L	60.0	56.0	21.0	115.0	160.0
36	S-95M36L	63.0	56.0	25.0	115.0	160.0
37	S-95M37L	63.0	56.0	25.0	115.0	160.0
38	S-95M38L	63.0	56.0	25.0	115.0	160.0
39	S-95M39L	67.0	56.0	25.0	115.0	160.0
40	S-95M40L	67.0	56.0	25.0	115.0	160.0
41	S-95M41L	67.0	56.0	28.0	115.0	160.0
42	S-95M42L	67.0	56.0	28.0	115.0	160.0
43	S-95M43L	67.0	56.0	28.0	115.0	160.0
44	S-95M44L	73.0	56.0	28.0	115.0	160.0
45	S-95M45L	73.0	56.0	28.0	115.0	160.0
46	S-95M46L	73.0	56.0	28.0	115.0	160.0
47	S-95M47L	73.0	56.0	28.0	115.0	160.0
48	S-95M48L	73.0	56.0	28.0	115.0	160.0
49	S-95M49L	73.0	56.0	28.0	115.0	160.0
50	S-95M50L	82.0	56.0	28.0	115.0	160.0
51	S-95M51L	82.0	56.0	28.0	115.0	160.0
52	S-95M52L	82.0	56.0	28.0	115.0	160.0

FRACTIONAL DEEP # 5 SPLINE



A/F inch	MODEL NO.	D1 inch	D2 inch	T inch	C inch	OAL inch
3/4	S-9512L	1.889	2.362	0.551	4.527	6.299
13/16	S-9513L	1.889	2.362	0.551	4.527	6.299
7/8	S-9514L	1.889	2.362	0.551	4.527	6.299
15/16	S-9515L	1.968	2.362	0.629	4.527	6.299
1	S-9516L	1.968	2.362	0.629	4.527	6.299
1.1/16	S-9517L	2.047	2.362	0.629	4.527	6.299
1.1/8	S-9518L	2.047	2.362	0.629	4.527	6.299
1.3/16	S-9519L	2.125	2.362	0.826	4.527	6.299
1.1/4	S-9520L	2.362	2.362	0.826	4.527	6.299
1.5/16	S-9521L	2.362	2.362	0.826	4.527	6.299
1.3/8	S-9522L	2.362	2.362	0.826	4.527	6.299
1.7/16	S-9523L	2.480	2.362	0.984	4.527	6.299
1.1/2	S-9524L	2.480	2.362	0.984	4.527	6.299
1.9/16	S-9525L	2.637	2.362	0.984	4.527	6.299
1.5/8	S-9526L	2.637	2.362	1.102	4.527	6.299
1.11/16	S-9527L	2.637	2.362	1.102	4.527	6.299
1.3/4	S-9528L	2.874	2.362	1.102	4.527	6.299
1.13/16	S-9529L	2.874	2.362	1.102	4.527	6.299
1.7/8	S-9530L	2.874	2.362	1.102	4.527	6.299
1.15/16	S-9531L	2.874	2.362	1.102	4.527	6.299
2	S-9532L	3.228	2.362	1.102	4.527	6.299
2.1/16	S-9533L	3.228	2.362	1.102	4.527	6.299
2.1/8	S-9534L	3.228	2.362	1.102	4.527	6.299
2.3/16	S-9535L	3.228	2.362	1.181	4.527	6.299
2.1/4	S-9536L	3.464	3.385	1.181	4.527	6.299
2.5/16	S-9537L	3.464	3.385	1.181	4.527	6.299
2.3/8	S-9538L	3.464	3.385	1.259	4.527	6.299
2.7/16	S-9539L	3.464	3.385	1.259	4.527	6.299
2.1/2	S-9540L	3.937	3.385	1.259	4.527	6.299
2.9/16	S-9541L	3.937	3.385	1.496	4.527	6.299
2.5/8	S-9542L	3.937	3.385	1.496	4.527	6.299
2.11/16	S-9543L	3.937	3.385	1.496	4.527	6.299

IMPACT ACCESSORIES

REGULAR EXTENSIONS

OAL mm (inch)	MODEL NO.	SHANK DIA mm (inch)	HEAD DIA mm (inch)
200 (8") 381 (15")	E9508 E9515	42.0 (1.653)	60.0 (2.362)



SQUARE ADAPTORS

SIZE	MODEL NO.	HEAD DIA mm (inch)	OAL mm (inch)
# 5 F X 1" M # 5 F X 1.1/2" M	A9516 A9524	60.0 (2.362)	90.0 (3.543) 100.0 (3.937)



UNIVERSAL JOINT

SPLINE DRIVE	MODEL NO.	DIA mm (inch)	OAL mm (inch)
# 5	# 5 SPLINE	60.0 (2.362)	152.0 (6.000)



SOCKET ACCESSORIES

REVERSIBLE RATCHETS

SQUARE DRIVE	MODEL NO.	APP. OAL	Wt. Kg.
3/8	PRH38	220	0.58
1/2	PRH50	290	0.65
3/4	PRH75	500	2.80
1	PRH100	610	4.30



RATCHET ADAPTORS

SQUARE DRIVE	MODEL NO.	APP. OAL	Wt. Kg.
1/2	PRA50	75	0.20
3/4	PRA75	100	0.45
1	PRA100	117	0.95



INDUSTRIAL T-HANDLE

SQUARE DRIVE	MODEL NO.	APP. OAL	Wt. Kg.
3/8	PTH38	250	0.35
1/2	PTH50	300	0.62
3/4	PTH75	500	2.40
1	PTH100	750	4.95
1.1/2	PTH150	920	15.80



SWIVEL HANDLE

SQUARE DRIVE	MODEL NO.	APP. OAL	Wt. Kg.
3/8	PSH38	270	0.30
1/2	PSH50	380	0.60
3/4	PSH75	530	2.60
1	PSH100	800	4.55



BALL TYPE UNIVERSAL JOINT

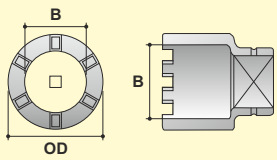
SQUARE DRIVE	MODEL NO.	DIA	APP. OAL	Wt. Kg.
1/2	UJ08B	30	68	0.25
3/4	UJ12B	44	85	0.55
1	UJ16B	62	110	1.15



SQUARE COUPLERS

SQUARE DRIVE	MODEL NO.	APP. OAL	Wt. Kg.
3/8	PSC38	35	0.02
1/2	PSC50	45	0.05
3/4	PSC75	50	0.13
1	PSC100	80	0.40





OD Max. outside dia. socket end
W/O S Without skirt
S Skirted
B Bore dia.

CASTELLATED SOCKETS



FRACTIONAL 1" SQ. DRIVE

NOMINAL SIZE	MODEL NO.	OD inch	OAL (W/O S) inch	OAL (S) inch	B inch
1.1/4	CS1620	2.1/4	2	3.1/2	1.1/8
1.3/8	CS1622	2.3/4	2	3.3/4	1.1/4
1.1/2	CS1624	2.3/4	2	4	1.3/8
1.3/4	CS1628	3	2.1/8	4.1/8	1.5/8
2	CS1632	3.1/8	2.1/8	4.1/8	1.7/8
2.1/4	CS1636	3.1/2	2.1/4	4.3/4	2.1/8
2.1/2	CS1640	3.7/8	2.1/4	4.3/4	2.3/8
2.3/4	CS1644	4.1/4	2.1/2	5.3/8	2.5/8
3	CS1648	4.5/8	2.1/2	5.3/8	2.7/8
3.1/2	CS1656	5.3/8	2.3/4	6.3/8	3.3/8
4	CS1664	6.1/8	2.3/4	6.7/8	3.7/8
4.1/2	CS1672	6.7/8	3	7.5/8	4.3/8

FRACTIONAL 1.1/2" SQ. DRIVE

NOMINAL SIZE	MODEL NO.	OD inch	OAL (W/O S) inch	OAL (S) inch	B inch
2.1/4	CS2436	3.1/2	2.3/8	4.1/8	2.1/8
2.1/2	CS2440	3.7/8	2.3/8	4.1/8	2.3/8
2.3/4	CS2444	4.1/4	2.5/8	5.1/2	2.5/8
3	CS2448	4.5/8	2.5/8	5.1/2	2.7/8
3.1/2	CS2456	5.3/8	2.7/8	6.1/2	3.3/8
4	CS2464	6.1/8	2.7/8	7	3.7/8
4.1/2	CS2472	6.7/8	3.1/8	7.3/4	4.3/8
5	CS2480	7.5/8	3.1/8	7.7/8	4.7/8
5.1/2	CS2488	8.3/8	3.3/8	8.7/8	5.3/8
6	CS2496	9.1/4	3.3/8	9.3/8	5.7/8
6.1/2	CS24104	10	3.1/2	9.1/2	6.3/8
7	CS24112	10.5/8	3.1/2	10.3/8	6.7/8

FRACTIONAL 2.1/2" SQ. DRIVE

NOMINAL inch	MODEL NO.	OD inch	OAL (W/O S) inch	OAL (S) inch	B inch
2.3/4	CS40044	4.1/4	3.1/4	6.1/8	2.5/8
3	CS40048	4.5/8	3.1/4	6.1/8	2.7/8
3.1/2	CS40056	5.3/8	3.1/2	7.1/8	3.3/8
4	CS40064	6.1/8	3.1/2	7.5/8	3.7/8
4.1/2	CS40072	6.7/8	3.3/4	8.3/8	4.3/8
5	CS40080	7.5/8	3.3/4	8.1/2	4.7/8
5.1/2	CS40088	8.3/8	4	9.1/2	5.3/8
6	CS40096	9.1/4	4	10	5.7/8
6.1/2	CS40104	10	4.1/8	10.1/2	6.3/8
7	CS40112	10.5/8	4.1/8	11	6.7/8

FRACTIONAL 3.1/2" SQ. DRIVE

NOMINAL inch	MODEL NO.	OD inch	OAL (W/O S) inch	OAL (S) inch	B inch
4.1/2	CS56072	6.7/8	5	9.5/8	4.3/8
5	CS56080	7.5/8	5	9.3/4	4.7/8
5.1/2	CS56088	8.3/8	5.1/4	10.3/4	5.3/8
6	CS56096	9.1/4	5.1/4	11	5.7/8
6.1/2	CS26104	10	5.5/8	11.1/2	6.3/8
7	CS56112	10.5/8	5.5/8	12	6.7/8

Note: Skirted Sockets with long clearance for stud can be made to specific length against order.

POWERMASTER AMERICA

26, Russell Park Road, Syosset, New York 11791.

Phone : +1 516.503.5294

Website: www.powermasteramerica.com Email: sales@powermasteramerica.com