


# POWERMASTER

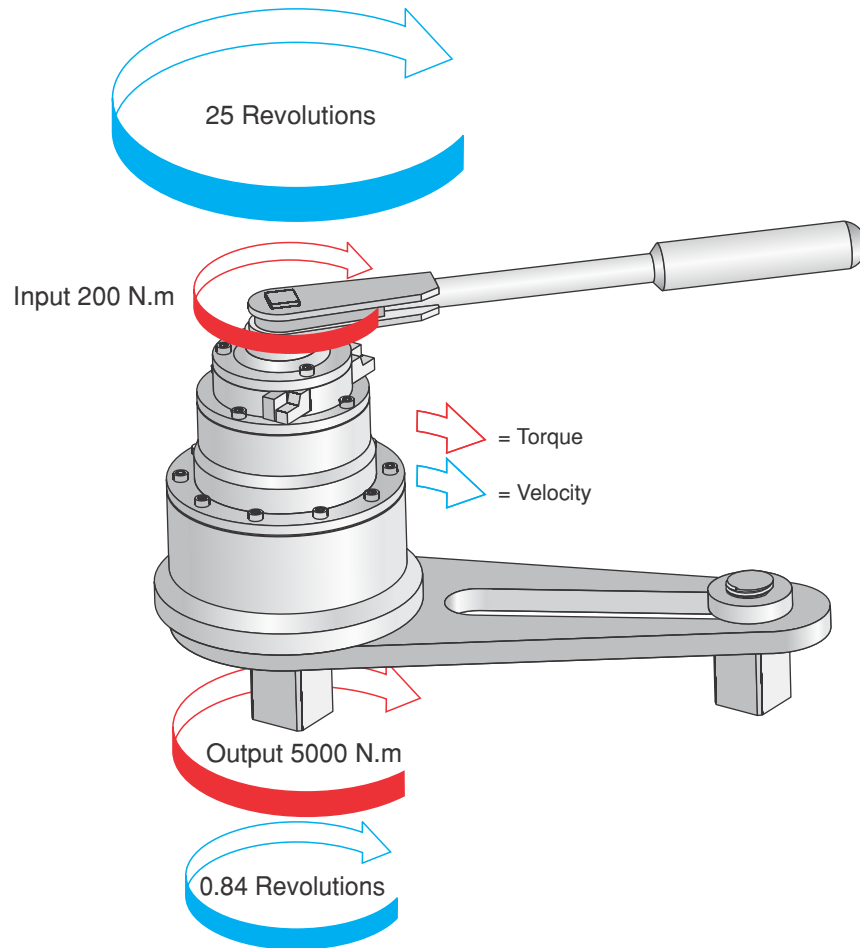


*Tools for every conceivable need.....*

[www.powermasteramerica.com](http://www.powermasteramerica.com)

# TORQUE MULTIPLIERS

## Handtorque - Multipliers



### What is a Torque Multiplier?

It is a simple gear box, works on the principle of 'Epicyclic Gearing'. The given load at the input gets multiplied as per the multiplication factor and transmitted at the output, there by with a minimum efforts you achieve greater load.

### How They Work ?

Handtorque multipliers incorporate an 'Epicyclic' or 'Planetary' gear train having one or more stages. Each stage of gearing increases the torque applied by a factor of 5, allowing to offer multipliers in ratios of 5:1, 25:1 and 125:1. In the planetary gear system, torque is applied to the input gear or 'Sun' gear. Three or four planet gears whose teeth are engaged with the sun gear and therefore rotate. The outside casing of the multiplier, or 'Annulus' is also engaged with the planet gear teeth, and would normally rotate in the opposite direction to the sun gear. A reaction arm prevents the annulus from rotating, and this causes the planet gears to orbit around the sun. The planet gears are held between input and output plate which also holds the output square drive. Therefore as the planetary gears orbit around the sun gear, output plate the and so the square drive turns. Without the reaction arm to keep the annulus stationary, the output square will not apply torque.

### Why use a Torque Multiplier?

**Safety** - Use of long levers can be dangerous. Torque multipliers mean a reduction in the lever length or operator effort by a factor of 5, 25 or 125.

**Space Limitation** - The use of a long lever may be impossible due to restricted space.

**Accuracy** - Torque will be applied most accurately when it is applied smoothly and slowly. Torque multipliers enable this by removing much of the physical effort from the tightening task.

### Advantages Of Torque Multipliers :

- The ratio stated is the true torque multiplication factor.
- No correction charts are needed to determine torque output.
- Strong, safe Anti Wind-Up Ratchet available on most models for safe and comfortable operation.
- A wide range of alternative reaction arms are available as per customers requirement, making the Torque Multiplier adaptable to many applications.

## Anti Wind-Up Ratchet (AWUR):

With any high ratio gearbox (25:1 or more) a certain amount of wind-up (spring) has to be taken up before any useful tightening work is applied to the nut.

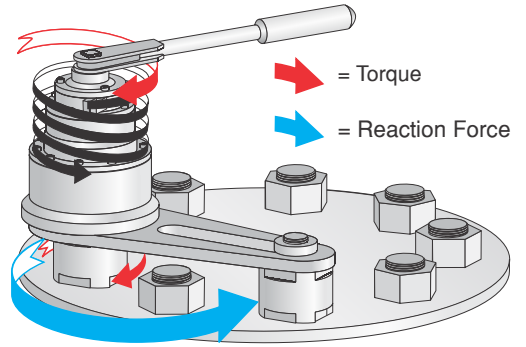
Each time the input device is released, the wind-up will rotate it back against the direction of operation.

The Anti Wind-Up Ratchet retains all of the wind-up forces as they are created, with the following benefits :

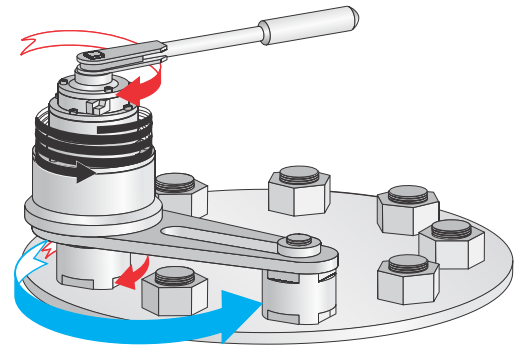
1. The torque input device can not fly backwards against the direction of operation if it is suddenly released.
2. Without an Anti Wind-Up Ratchet, it will often be necessary to continue to make 360 sweeps with the torque input device otherwise the multiplier will 'unwind'. However, obstructions will often make this impossible.
3. With an Anti Wind-Up Ratchet fitted, the multiplier becomes locked onto the nut because the reaction plate is held hard against the reaction point. This means that even used upside down, the multiplier will support it's own weight.



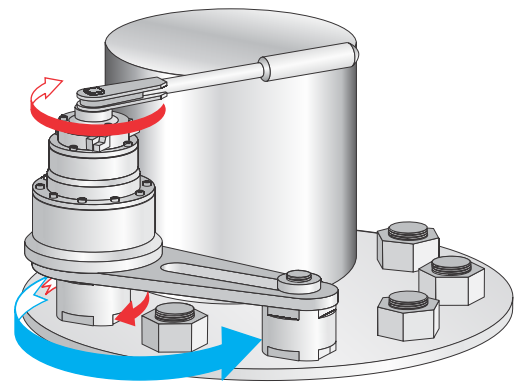
◀ Standard Series Anti Wind-Up Ratchet.



Multiplier behaves like a very stiff 'Spring'



Multiplier will achieve maximum torque only after the 'Spring' has been taken up.

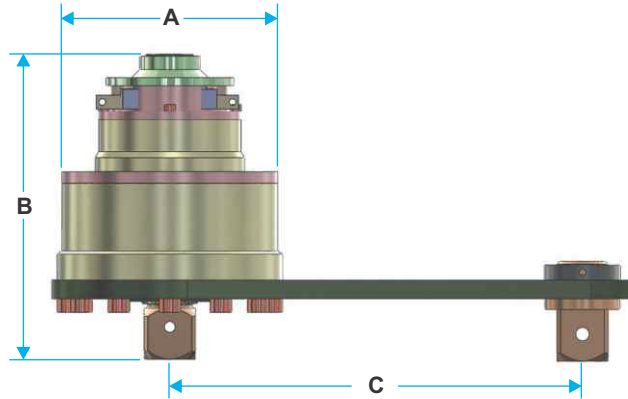


In this application, if it takes more than 180° to take up the wind-up at the required torque, this tightening operation will be impossible without an 'Anti Wind-Up Ratchet'.

**Safety Note :** Additional support is recommended as failure in the bolt, socket or multiplier will release the wind-up forces and cause the multiplier to drop.

# TORQUE MULTIPLIERS

## Handtorque - Standard Series



### Features :

- Accuracy better than  $\pm 4\%$ .
- Precision tightening and loosening of all heavy duty fasteners.
- Low energy input with high torque transfer.
- Higher capacity multipliers are furnished with strong ratchets (Anti-wind up mechanism) allowing jobs to be performed easily, efficiently, and safely.
- Precision Manufacturing ensures long life and premier quality.
- A groove on output Square breaks if over loaded in excess of 20% of its capacity.
- Highest possible load factor is guaranteed due to design and use of forged components.

### Standard Series, to 47500 N.m

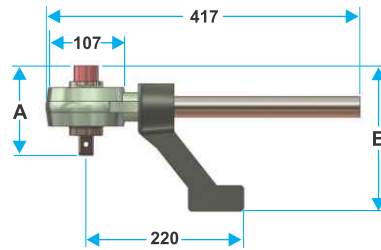
Model No.	Capacity		Ratio	Input Square	Output Square	A Ø	B	C min	C max	Weight*	
	N.m	lbf.ft		inch	inch					mm	mm
PTM-6	3400	2500	5	3/4	1.1/2	116	158	105	260	9.20	20.24
PTM-6/25	3400	2500	25	1/2	1.1/2	116	211	105	260	12.00	26.40
PTM-7	6000	4500	5	3/4	1.1/2	142	170.5	115	310	18.00	39.60
PTM-7/25 Fitted with AWUR	6000	4500	25	1/2	1.1/2	142	230	115	310	22.00	48.40
PTM-9/25 Fitted with AWUR	9500	7000	25	3/4	1.1/2	196	243	150	350	33.00	72.60
PTM-9/125 Fitted with AWUR	9500	7000	125	1/2	1.1/2	196	325	150	350	35.50	78.10
PTM-11/25 Fitted with AWUR	17000	12500	25	3/4	2.1/2	220	355	164	480	52.00	114.40
PTM-11/125 Fitted with AWUR	17000	12500	125	1/2	2.1/2	220	404	164	480	57.00	125.40
PTM-13/125 Fitted with AWUR	47500	35000	125	3/4	2.1/2	315	550	164	480	80.00	176.00

\* Including reaction plate.

# NANO SERIES TORQUE MULTIPLIER

## Features :

- Compact, Heavy Duty Torque Multiplier with a torque multiplication of 5:1.
- Accuracy better than  $\pm 4\%$  with high repeatability.
- Provided with detachable reaction handle.
- Optional offset reaction arm also available on demand.
- Supplied in sturdy molded plastic carrying case for better storage and handling.



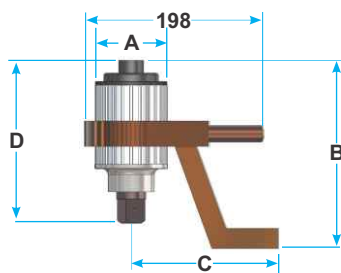
Model No.	Capacity			Ratio	Sq. Drive (inch)		A mm	B mm	Weight (Kg)	
	Kgm.	Lb.ft.	Nm.		input	Output			With Reaction Arm	With Box
NANO-13	132	962	1300	5:1	1/2	3/4	105	115	4.4	5.4
NANO-17	170	1250	1700	5:1	1/2	3/4	107	115	4.4	5.4
NANO-28	280	2033	2750	5:1	3/4	1	107	126	4.7	5.7

# SLIM TORQUE MULTIPLIERS

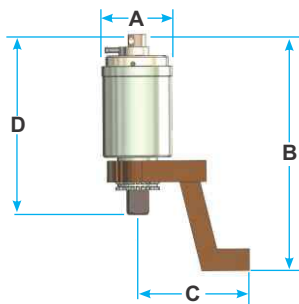
Slim - Compact In Size



STM - 1



STM - 2



STM - 3

MODEL	STM - 01	STM - 02	STM - 03
A	81	88	88
B	133-175	272	272
C	165	141	151
D	149	207	217

## Features :

- Compact Size : Compact in size hence can be used in constrained areas.
- Ratio : Higher reduction ratio for low input.
- Safety : Safety shear pin at the input provisioned to prevent overloading.
- AWUR : In built Anti-Windup Mechanism reduces operators effort. Can be used with non-ratchet type torque wrench.
- Pin Lock : Pin Lock mechanism at output Sq. Drive for positive locking of socket.
- Reaction Arm : Different type of reaction arm available as per user requirement.
- Accuracy : Better than  $\pm 4\%$  with very high repeatability.

Model No.	Torque Capacity			Reduction Ratio	Sq. Drive		O.D. mm	Weight kg	Recommended Torque Wrench
	N m	Lb ft	Kg m		input	output			
STM - 1	2500	1845	255	1 : 8	1/2" F	1"	81	4.3	PITW - 340
STM - 2	3200	2362	326	1 : 10	1/2" F	1"	88	6.3	
STM - 3	4200	3100	428	1 : 10	3/4" F	1.1/2"	88	6.8	PVTR - 5000

Note : STM - 2 and STM - 3 are fitted with Anti-Wind-Up Ratchet (AWUR) Mechanism. STM-1 can be provided with AWUR.

## **POWERMASTER AMERICA**

26, Russell Park Road, Syosset, New York 11791.

Phone : +1 516.503.5294

Web: [www.powermasteramerica.com](http://www.powermasteramerica.com) Email: [sales@powermasteramerica.com](mailto:sales@powermasteramerica.com)